

BA12 SERIES

BA12-12 12V AGM Battery



BOSCH
Invented for life

Applications

All purpose Uninterruptable Power Supply (UPS) Electric Power System (EPS)	Emergency backup power supply Emergency light Railway signal	Aircraft signal Alarm and security system Electronic apparatus and equipment	Communication power supply DC power supply Auto control system
--	--	--	--

Bosch Master Data

Short Order Part Number BA12-12	Bosch 13 Digit Part Number 0092L57165HD3	EAN Barcode 4047025388160	Nominal Voltage 12V
Nominal Capacity (20HR) 12.0 AH			
Case Size Dimension			
Length 151±2mm (5.95 inches)	Width 98±1mm (3.86 inches)	Container Height 95±1mm (3.74 inches)	Total Height (with Terminal) 101±2mm (3.98 inches)
Approx Weight 3.50 kg (7.72 lbs)	Terminal T2	Container Material ABS	
Rated Capacity			
12.0 AH/0.60 A (20hr, 1.80V/cell, 25°C/77°F)	11.2 AH/1.12 A (10hr, 1.80V/cell, 25°C/77°F)	10.2 AH/2.04 A (5hr, 1.75V/cell, 25°C/77°F)	
9.2 AH/3.06 A (3hr, 1.75V/cell, 25°C/77°F)	7.54AH/7.54 A (1hr, 1.60V/cell, 25°C/77°F)		
Max. Discharge Current 180A (5s)	Internal Resistance Approx 14mΩ		
Operating Temp.Range			
Discharge : -15~50°C (5~122°F)	Charge: 0~40°C (32~104°F)	Storage : -15~40°C (5~104°F)	
Nominal Operating Temp. Range 25±3°C (77±5°F)	Cycle Use Initial Charging Current less than 3.6A.Voltage 14.4V~15.0V at 25°C (77°F) Temp. Coefficient -30mV/°C		
Standby Use No limit on Initial Charging Current Voltage 13.5V~13.8V at 25°C (77°F) Temp. Coefficient -20mV/°C			
Capacity affected by Temperature 40°C (104°F) 103% 25°C (77°F) 100% 0°C (32°F) 86%	Self Discharge Bosch BA series batteries may be stored for up to 6 months at 25°C (77°F) and then a freshening charge is required. For higher temperatures the time interval will be shorter.		

Certification Standards

AS/NZS
4029.2:2000



Constant Current Discharge (Amperes) at 25°C (77°F)

F.V/Time	5min	10min	15min	20min	30min	45min	1hr	2hr	3hr	4hr	5hr	6hr	8hr	10hr	20hr
1.85V/cell	22.9	15.2	12.5	11.0	9.0	7.04	5.83	3.58	2.70	2.22	1.88	1.63	1.30	1.08	0.594
1.80V/cell	27.4	18.2	14.7	12.6	10.1	7.73	6.31	3.84	2.88	2.36	1.98	1.70	1.34	1.12	0.600
1.75V/cell	32.8	20.9	16.4	13.9	10.8	8.27	6.67	4.00	2.98	2.42	2.03	1.75	1.38	1.14	0.606
1.70V/cell	38.1	23.3	18.0	15.1	11.5	8.67	6.96	4.14	3.05	2.47	2.08	1.79	1.40	1.16	0.617
1.65V/cell	42.0	25.3	19.3	16.2	12.1	9.1	7.20	4.27	3.14	2.54	2.12	1.82	1.42	1.18	0.625
1.60V/cell	46.3	27.4	20.8	17.1	12.8	9.4	7.49	4.38	3.21	2.60	2.17	1.86	1.45	1.20	0.629

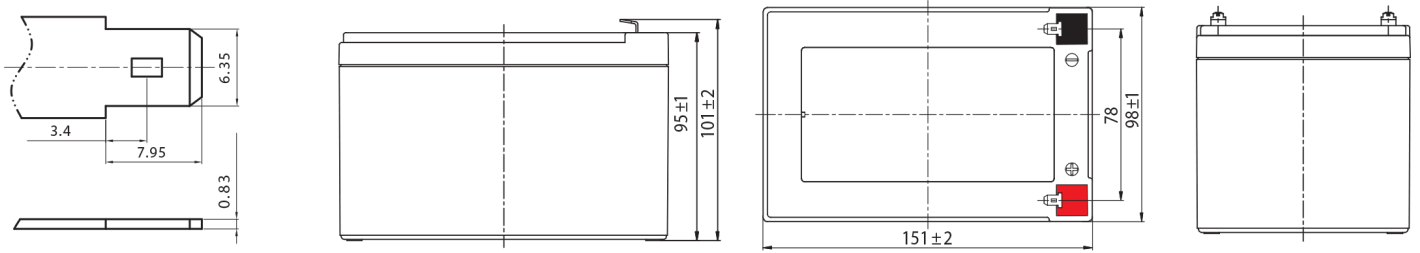
Constant Power Discharge (Watts) at 25°C (77°F)

F.V/Time	5min	10min	15min	20min	30min	45min	1hr	2hr	3hr	4hr	5hr	6hr	8hr	10hr	20hr
1.85V/cell	42.6	28.4	23.6	20.8	17.1	13.5	11.3	6.96	5.26	4.33	3.69	3.20	2.56	2.14	1.18
1.80V/cell	49.5	33.4	27.2	23.6	19.0	14.7	12.1	7.41	5.58	4.59	3.86	3.33	2.65	2.21	1.19
1.75V/cell	58.8	37.9	30.0	25.8	20.2	15.7	12.7	7.69	5.75	4.68	3.95	3.42	2.71	2.26	1.20
1.70V/cell	67.3	41.7	32.7	27.8	21.4	16.3	13.2	7.94	5.88	4.78	4.04	3.48	2.75	2.29	1.22
1.65V/cell	73.1	44.6	34.7	29.5	22.4	16.9	13.6	8.17	6.02	4.88	4.11	3.54	2.79	2.32	1.23
1.60V/cell	79.2	47.5	36.6	30.6	23.3	17.5	14.1	8.33	6.13	4.99	4.18	3.61	2.84	2.35	1.24

Specifications subject to change without notice.

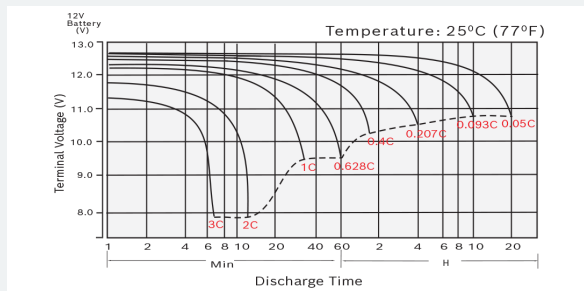
Product Dimension & Design

T2 Terminal
Unit: mm [inches]

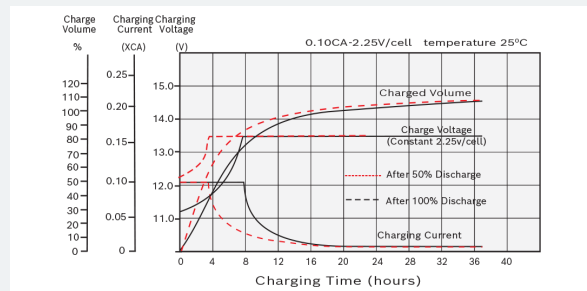


Product Performance Overview

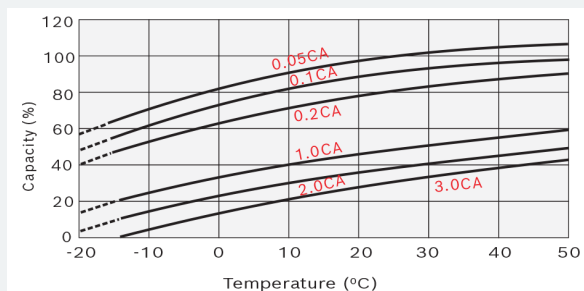
Discharge Characteristics



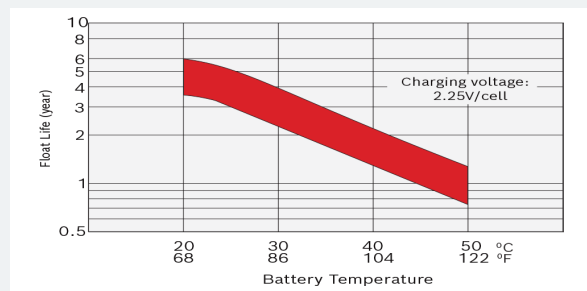
Float Charging Characteristics



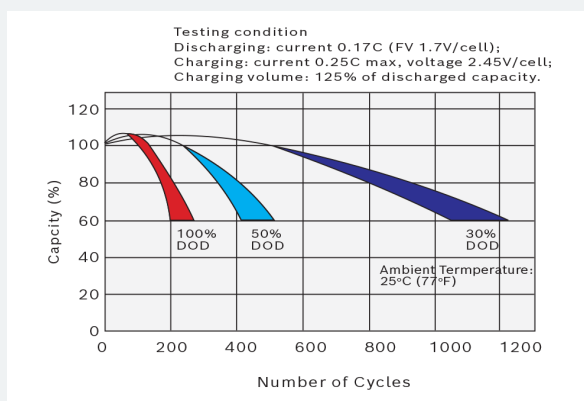
Temperature Effects in Relation to Battery Capacity



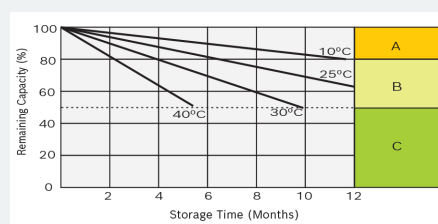
Effect of Temperature on Long Term Float Life



Cycle Life in Relation to Depth of Discharge



Self Discharge Characteristics



A No supplementary charge required (Carry out supplementary charge before use if 100% capacity is required.)

B Supplementary charge required before use. Optional charging way as below:
1. Charged for above 3 days at limited current 0.25CA and constant voltage 2.25V/cell.
2. Charged for above 20 hours at limited current 0.25CA and constant voltage 2.45V/cell.
3. Charged for 8-10 hours at limited current 0.05CA.

C Supplementary charge may often fail to recover the capacity. The battery should never be left standing till this is reached.

Your address for genuine Bosch quality:

Dealer stamp here: