

BA12 SERIES

BA12-9 12V AGM Battery



BOSCH
Invented for life

Applications

All purpose Uninterruptable Power Supply (UPS) Electric Power System (EPS)	Emergency backup power supply Emergency light Railway signal	Aircraft signal Alarm and security system Electronic apparatus and equipment	Communication power supply DC power supply Auto control system
--	--	--	--

Bosch Master Data

Short Order Part Number BA12-9	Bosch 13 Digit Part Number 0092L57163HD3	EAN Barcode 4047025949705	Nominal Voltage 12V
Nominal Capacity (20HR) 8.6 AH			
Case Size Dimension			
Length 151±1mm (5.95 inches)	Width 65±1mm (2.54 inches)	Container Height 93.5±1mm (3.68 inches)	Total Height (with Terminal) 99±1mm (3.90 inches)
Approx Weight 2.66 kg (5.87 lbs)	Terminal T2	Container Material ABS	
Rated Capacity			
8.60 AH/0.430 A (20hr, 1.80V/cell, 25°C/77°F)	7.86 AH/0.786 A (10hr, 1.80V/cell, 25°C/77°F)	7.00 AH/1.40 A (5hr, 1.75V/cell, 25°C/77°F)	
6.36AH/2.12 A (3hr, 1.75V/cell, 25°C/77°F)	5.84 AH/5.84 A (1hr, 1.60V/cell, 25°C/77°F)		
Max. Discharge Current 129A (5s)	Internal Resistance Approx 19mΩ		
Operating Temp.Range			
Discharge : -15-50°C (5-122°F)	Charge: 0-40°C (32-104°F)	Storage : -15-40°C (5-104°F)	
Nominal Operating Temp. Range 25±3°C (77±5°F)	Cycle Use Initial Charging Current less than 2.58A.Voltage 14.4V-15.0V at 25°C (77°F) Temp. Coefficient -30mV/°C		
Standby Use No limit on Initial Charging Current Voltage 13.5V-13.8V at 25°C (77°F) Temp. Coefficient -20mV/°C			
Capacity affected by Temperature 40°C (104°F) 103% 25°C (77°F) 100% 0°C (32°F) 86%	Self Discharge Bosch BA series batteries may be stored for up to 6 months at 25°C (77°F) and then a freshening charge is required. For higher temperatures the time interval will be shorter.		

Certification Standards

AS/NZS
4029.2:2000



Constant Current Discharge (Amperes) at 25°C (77°F)

F.V/Time	5min	10min	15min	20min	30min	45min	1hr	2hr	3hr	4hr	5hr	6hr	8hr	10hr	20hr
1.85V/cell	28.0	18.7	14.7	12.2	9.06	6.57	5.13	2.80	2.00	1.58	1.32	1.14	0.913	0.764	0.417
1.80V/cell	31.5	20.5	15.9	12.9	9.46	6.81	5.32	2.89	2.06	1.62	1.36	1.18	0.941	0.786	0.430
1.75V/cell	34.6	21.6	16.9	13.6	9.83	7.05	5.50	2.98	2.12	1.68	1.40	1.21	0.979	0.807	0.432
1.70V/cell	36.8	22.8	17.6	14.0	10.2	7.28	5.64	3.07	2.18	1.72	1.44	1.24	0.988	0.822	0.438
1.65V/cell	38.5	23.6	18.2	14.5	10.5	7.44	5.74	3.12	2.22	1.76	1.47	1.26	1.01	0.830	0.440
1.60V/cell	39.7	24.5	18.5	14.8	10.7	7.57	5.84	3.17	2.25	1.78	1.49	1.28	1.02	0.838	0.443

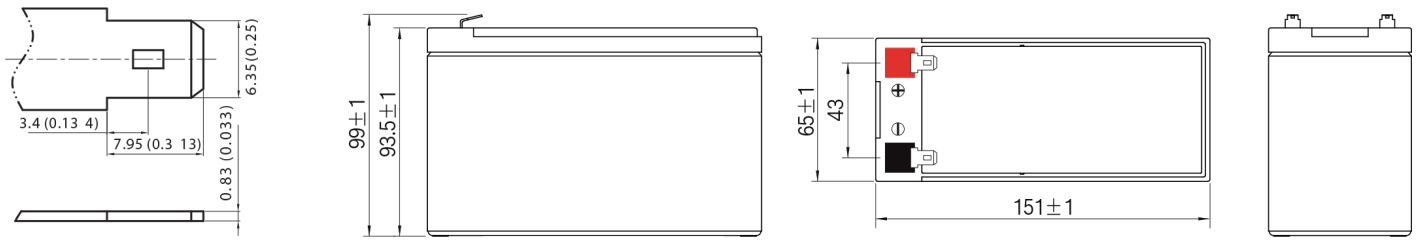
Constant Power Discharge (Watts) at 25°C (77°F)

F.V/Time	5min	10min	15min	20min	30min	45min	1hr	2hr	3hr	4hr	5hr	6hr	8hr	10hr	20hr
1.85V/cell	51.8	34.9	27.6	23.0	17.2	12.6	9.90	5.42	3.89	3.09	2.59	2.24	1.80	1.51	0.827
1.80V/cell	57.3	37.7	29.5	24.2	17.8	13.0	10.2	5.57	4.00	3.15	2.65	2.31	1.85	1.55	0.851
1.75V/cell	62.1	39.3	31.0	25.2	18.4	13.3	10.5	5.73	4.09	3.25	2.73	2.38	1.92	1.59	0.854
1.70V/cell	65.2	41.0	32.0	25.8	19.0	13.7	10.7	5.88	4.21	3.34	2.80	2.43	1.94	1.62	0.863
1.65V/cell	67.0	41.7	32.6	26.4	19.4	13.9	10.9	5.96	4.27	3.40	2.85	2.46	1.97	1.63	0.868
1.60V/cell	68.1	42.8	32.9	26.7	19.6	14.0	11.0	6.02	4.30	3.42	2.87	2.49	1.98	1.64	0.872

Specifications subject to change without notice.

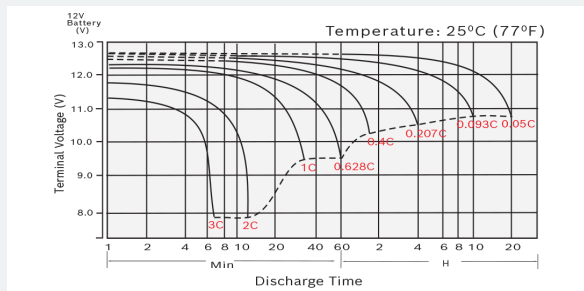
Product Dimension & Design

T2 Terminal
Unit: mm [inches]

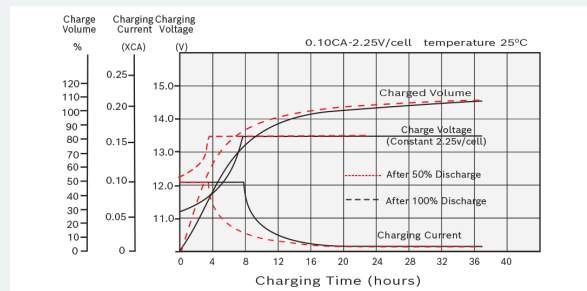


Product Performance Overview

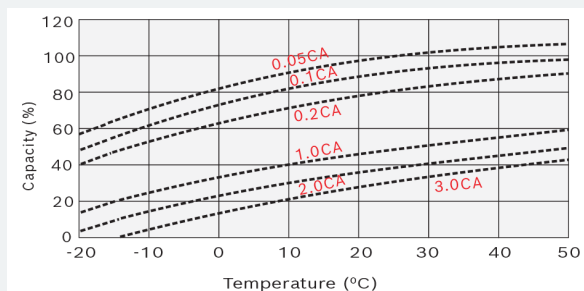
Discharge Characteristics



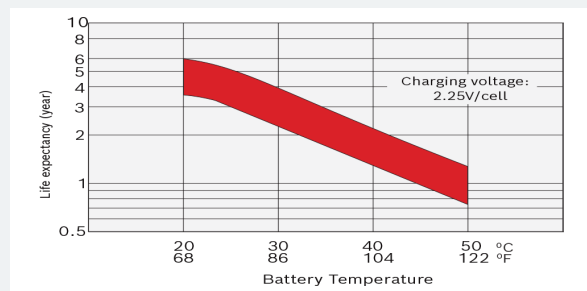
Float Charging Characteristics



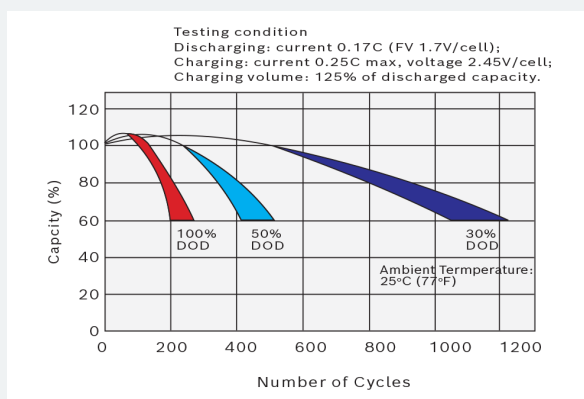
Temperature Effects in Relation to Battery Capacity



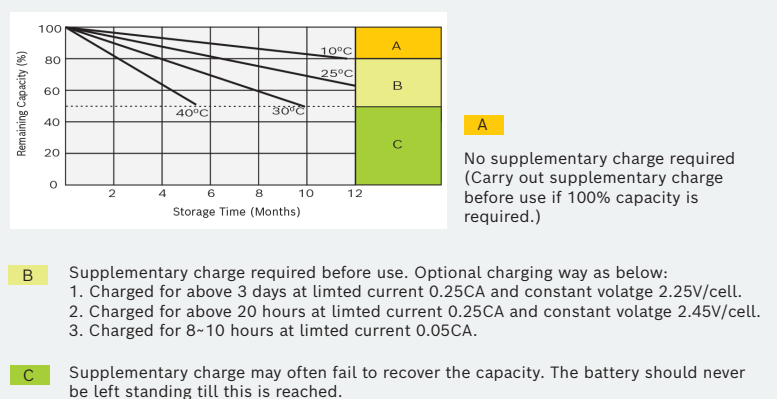
Effect of Temperature on Long Term Float Life



Cycle Life in Relation to Depth of Discharge



Self Discharge Characteristics



Your address for genuine Bosch quality:

Dealer stamp here: