

BA6 SERIES

BA6-4.5 6V AGM Battery



BOSCH
Invented for life

Applications

All purpose Uninterruptable Power Supply (UPS) Electric Power System (EPS)	Emergency backup power supply Emergency light Railway signal	Aircraft signal Alarm and security system Electronic apparatus and equipment	Communication power supply DC power supply Auto control system
--	--	--	--

Bosch Master Data

Short Order Part Number BA6-4.5	Bosch 13 Digit Part Number 0092L57141HD3	Nominal Voltage 6V	Nominal Capacity (20HR) 4.5 AH
Case Size Dimension			
Length 70±1mm (2.76 inches)	Width 47±1mm (1.85 inches)	Container Height 100±2mm (3.94 inches)	Total Height (with Terminal) 106±2mm (4.17 inches)
Approx Weight 0.81 kg (1.79lbs)	Terminal T1	Container Material ABS	
Rated Capacity			
4.50 AH/0.225 A (20hr, 1.80V/cell, 25°C/77°F)	4.19 AH/0.419 A (10hr, 1.80V/cell, 25°C/77°F)	3.78 AH/0.756 A (5hr, 1.75V/cell, 25°C/77°F)	
3.30 AH/1.10 A (3hr, 1.75V/cell, 25°C/77°F)	2.73 AH/2.73 A (1hr, 1.60V/cell, 25°C/77°F)		
Max. Discharge Current 67.5A (5s)	Internal Resistance Approx 25mΩ		
Operating Temp. Range			
Discharge: -15~50°C (5~122°F)	Charge: 0~40°C (32~104°F)	Storage: -15~40°C (5~104°F)	
Nominal Operating Temp. Range 25±3°C (77±5°F)	Cycle Use Initial Charging Current less than 1.35A.Voltage (7.2V~7.5V at 25°C (77°F) Temp. Coefficient -15mV/°C)		
Standby Use No limit on Initial Charging Current Voltage 6.75V~6.9V at 25°C (77°F) Temp. Coefficient -10mV/°C			
Capacity affected by Temperature		Self Discharge	
40°C (104°F) 103%	25°C (77°F) 100%	0°C (32°F) 86%	
Bosch BA series batteries may be stored for up to 6 months at 25°C (77°F) and then a freshening charge is required. For higher temperatures the time interval will be shorter.			

Certification Standards

AS/NZS
4029.2:2000



Constant Current Discharge (Amperes) at 25°C (77°F)

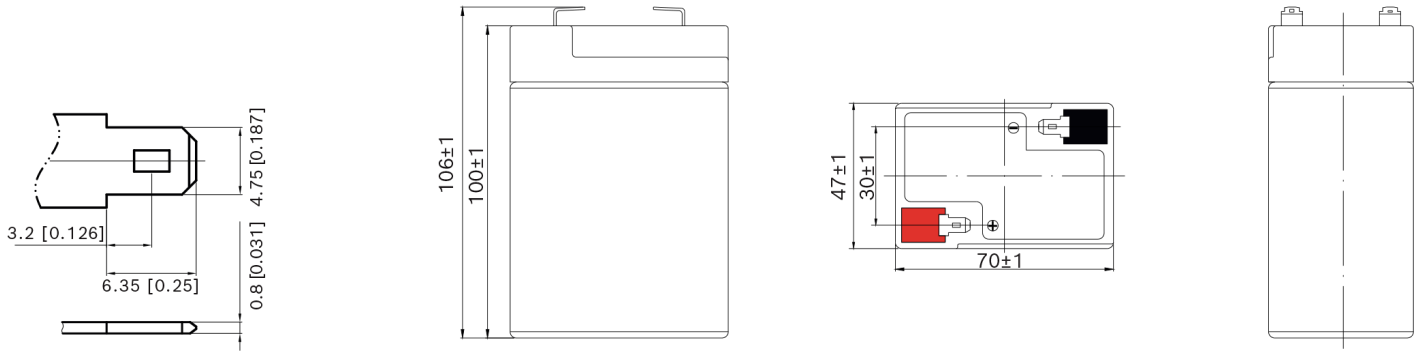
F.V/Time	5min	10min	15min	20min	30min	45min	1hr	2hr	3hr	4hr	5hr	6hr	8hr	10hr	20hr
1.85V/cell	8.64	6.02	4.97	4.31	3.46	2.66	2.17	1.33	1.01	0.831	0.706	0.611	0.486	0.404	0.223
1.80V/cell	10.6	7.19	5.76	4.87	3.83	2.90	2.34	1.41	1.06	0.874	0.736	0.638	0.504	0.419	0.225
1.75V/cell	12.6	8.13	6.35	5.31	4.09	3.08	2.46	1.47	1.10	0.901	0.756	0.654	0.518	0.427	0.227
1.70V/cell	14.3	8.96	6.88	5.70	4.29	3.20	2.57	1.53	1.14	0.924	0.775	0.670	0.525	0.434	0.231
1.65V/cell	15.7	9.64	7.27	5.98	4.47	3.32	2.67	1.58	1.17	0.943	0.792	0.683	0.534	0.440	0.234
1.60V/cell	16.5	10.0	7.58	6.17	4.60	3.40	2.73	1.63	1.19	0.966	0.808	0.696	0.545	0.447	0.236

Constant Power Discharge (Watts) at 25°C (77°F)

F.V/Time	5min	10min	15min	20min	30min	45min	1hr	2hr	3hr	4hr	5hr	6hr	8hr	10hr	20hr
1.85V/cell	16.3	11.5	9.55	8.35	6.74	5.21	4.28	2.63	2.01	1.66	1.41	1.23	0.977	0.815	0.450
1.80V/cell	19.8	13.6	11.0	9.37	7.41	5.65	4.58	2.78	2.10	1.73	1.46	1.27	1.01	0.838	0.452
1.75V/cell	23.2	15.2	12.0	10.1	7.86	5.96	4.80	2.88	2.16	1.78	1.49	1.30	1.03	0.849	0.453
1.70V/cell	26.0	16.6	12.9	10.8	8.20	6.16	4.97	2.98	2.22	1.81	1.52	1.32	1.04	0.858	0.459
1.65V/cell	28.3	17.6	13.4	11.2	8.48	6.36	5.15	3.05	2.27	1.84	1.55	1.34	1.05	0.866	0.463
1.60V/cell	29.2	18.1	13.9	11.4	8.62	6.44	5.22	3.13	2.31	1.87	1.57	1.36	1.07	0.876	0.464

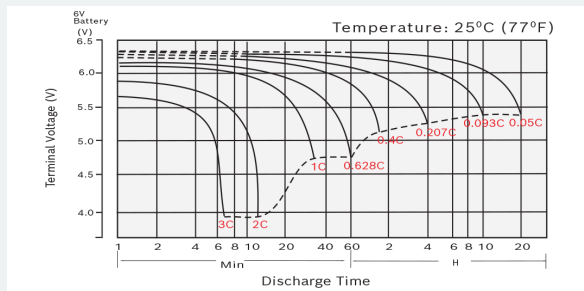
Product Dimension & Design

T1 Terminal
Unit: mm [inches]

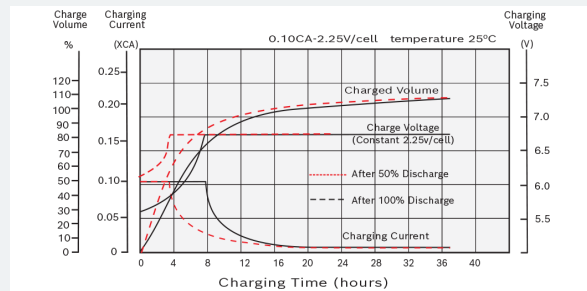


Product Performance Overview

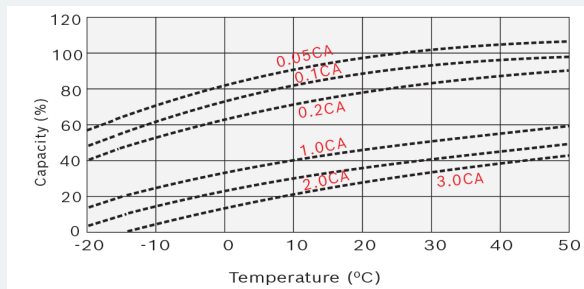
Discharge Characteristics



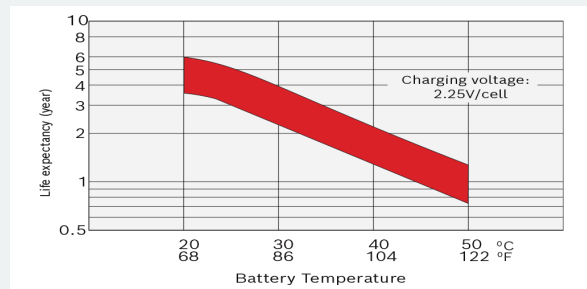
Float Charging Characteristics



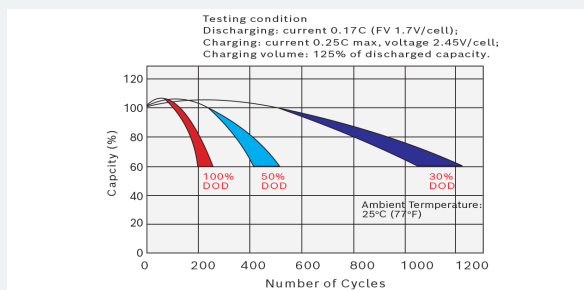
Temperature Effects in Relation to Battery Capacity



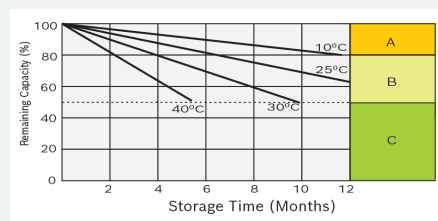
Effect of Temperature on Long Term Float Life



Cycle Life in Relation to Depth of Discharge



Self Discharge Characteristics



A
No supplementary charge required (Carry out supplementary charge before use if 100% capacity is required.)

B Supplementary charge required before use. Optional charging way as below:
1. Charged for above 3 days at limited current 0.25CA and constant voltage 2.25V/cell.
2. Charged for above 20 hours at limited current 0.25CA and constant voltage 2.45V/cell.
3. Charged for 8-10 hours at limited current 0.05CA.

C Supplementary charge may often fail to recover the capacity. The battery should never be left standing till this is reached.

Your address for genuine Bosch quality:

Dealer stamp here: