

BG12 SERIES

BG12-240 12V Gel Battery



BOSCH
Invented for life

Applications

Telecommunications	Engine starting	Golf trolley
Solar system	Wheelchair	Boats
Wind power system	Floor cleaning machines	

Bosch Master Data

Short Order Part Number	Nominal Voltage	Nominal Capacity (20HR)	
BG12-240	12V	240.0 AH	
Case Size Dimension			
Length	Width	Container Height	Total Height (with Terminal)
522±3mm (20.55 inches)	268±2mm (10.55 inches)	220±2mm (8.66 inches)	226±2mm (8.90 inches)
Approx Weight	Terminal	Container Material	
78.4 kg (172.9lbs)	T11	ABS	
Rated Capacity			
240.0 AH/12.0 A (20hr, 1.80V/cell, 25°C/77°F)	219.0 AH/21.9 A (10hr, 1.75V/cell, 25°C/77°F)	192.0 AH/38.4 A (5hr, 1.75V/cell, 25°C/77°F)	
167.1 AH/55.7 A (3hr, 1.75V/cell, 25°C/77°F)	132.0 AH/132.0 A (1hr, 1.67V/cell, 25°C/77°F)		
Max. Discharge Current	Internal Resistance		
1960A (5s)	Approx 3.0mΩ		
Operating Temp. Range			
Discharge : -20-55°C (-4-131°F)	Charge: 0-40°C (32-104°F)	Storage : -20-50°C (-4-122°F)	
Nominal Operating Temp. Range	Cycle Use		
25±3°C (77±5°F)	Initial Charging Current less than 60.0A.Voltage 14.4V-15.0V at 25°C (77°F) Temp. Coefficient -30mV/°C		
Standby Use			
No limit on Initial Charging Current Voltage 13.5V-13.8V at 25°C (77°F) Temp. Coefficient -20mV/°C			
Capacity affected by Temperature		Self Discharge	
40°C (104°F) 103%	25°C (77°F) 100%	0°C (32°F) 86%	
Bosch BG series batteries may be stored for up to 9 months at 25°C (77°F) and then a freshening charge is required. For higher temperatures the time interval will be shorter.			

Certification Standards

AS/NZS
4029.2:2000



Constant Current Discharge (Amperes) at 25°C (77°F)

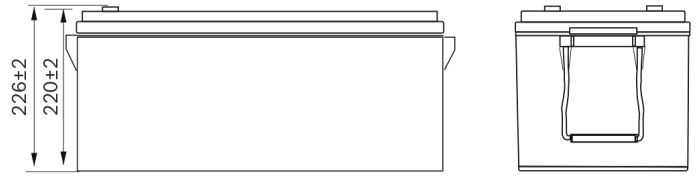
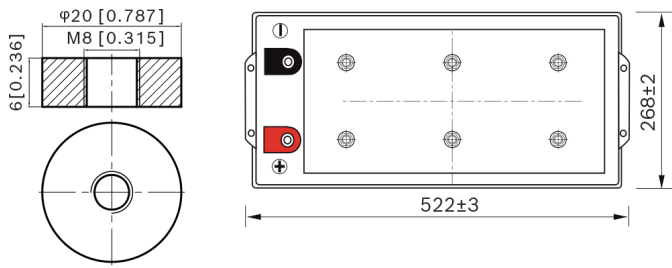
F.V/Time	20min	30min	45min	1hr	2hr	3hr	4hr	5hr	6hr	7hr	8hr	9hr	10hr	20hr
1.85V/cell	203.0	159.4	121.6	101.8	64.6	49.2	40.7	35.2	30.4	26.9	24.2	22.2	21.0	11.5
1.80V/cell	232.6	178.1	134.1	112.3	69.8	52.7	43.2	37.0	31.9	28.1	25.4	23.3	21.9	12.0
1.75V/cell	261.4	195.8	145.0	120.2	74.0	55.7	45.2	38.4	33.0	29.1	26.2	24.0	22.3	12.2
1.70V/cell	281.5	209.8	153.9	127.2	78.5	58.0	46.7	39.6	34.2	30.1	27.0	24.6	22.8	12.4
1.65V/cell	293.0	217.9	159.4	132.0	80.5	59.8	47.9	40.4	34.7	30.5	27.4	25.0	23.1	12.5
1.60V/cell	317.5	233.3	171.2	140.2	83.8	62.2	49.7	41.7	35.6	31.2	27.9	25.5	23.6	12.7

Constant Power Discharge (Watts) at 25°C (77°F)

F.V/Time	20min	30min	45min	1hr	2hr	3hr	4hr	5hr	6hr	7hr	8hr	9hr	10hr	20hr
1.85V/cell	388.6	307.1	235.8	198.1	126.2	96.4	80.1	69.5	60.1	53.4	48.2	44.1	41.8	23.0
1.80V/cell	439.3	340.0	258.1	217.6	135.9	102.9	84.6	72.7	62.9	55.7	50.4	46.3	43.6	23.9
1.75V/cell	488.2	370.5	277.0	231.7	143.6	108.5	88.4	75.3	65.0	57.5	51.9	47.6	44.4	24.4
1.70V/cell	520.2	393.3	292.0	243.8	151.5	112.6	91.0	77.4	67.1	59.3	53.4	48.9	45.4	24.7
1.65V/cell	535.4	404.4	300.3	251.5	154.6	115.7	93.0	78.8	68.0	60.0	54.1	49.4	45.8	24.9
1.60V/cell	573.8	428.8	320.1	265.6	160.1	119.8	96.2	81.0	69.4	61.2	54.9	50.3	46.7	25.2

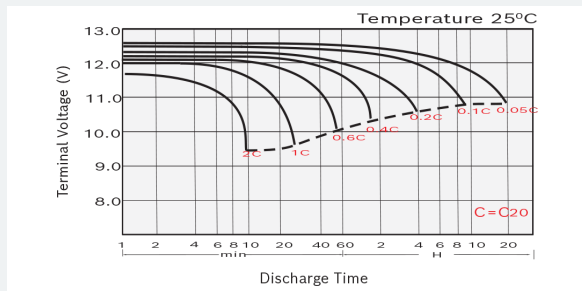
Product Dimension & Design

T11 Terminal
Unit: mm [inches]

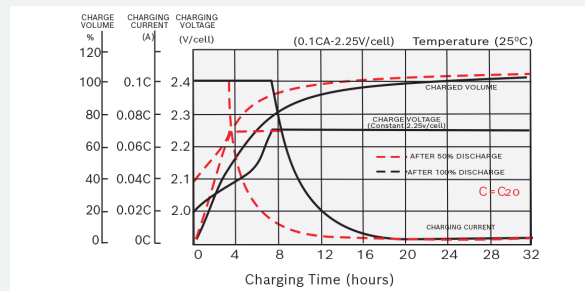


Product Performance Overview

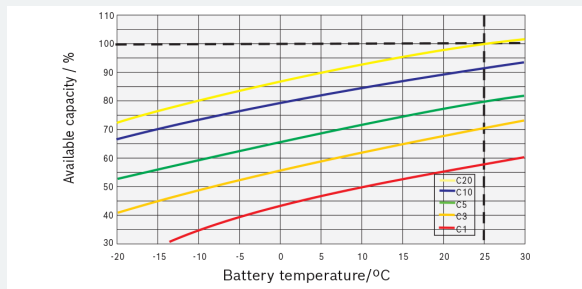
Discharge Characteristics



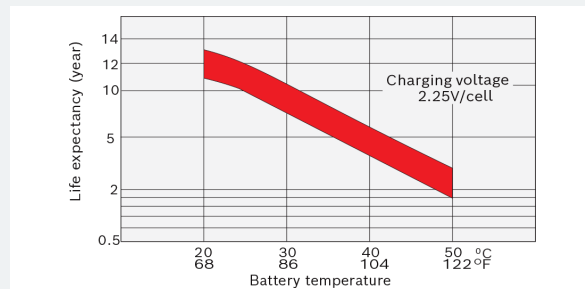
Float Charging Characteristics



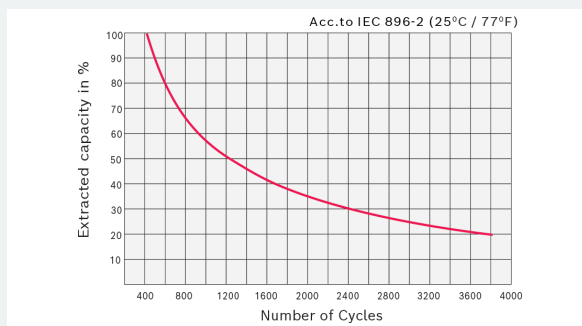
Temperature Effects in Relation to Battery Capacity



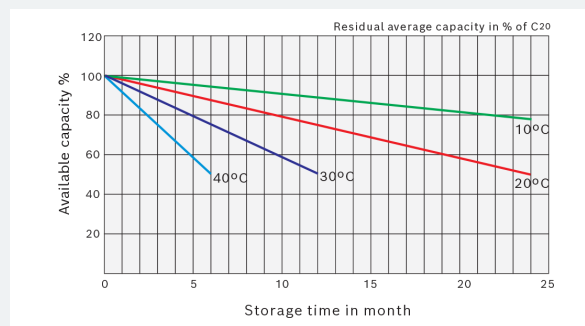
Effect of Temperature on Long Term Float Life



Cycle Life in Relation to Depth of Discharge



General Relation of Capacity VS. Storage Time



Your address for genuine Bosch quality:

Dealer stamp here: