

Invented for life



**BOSCH**

# Efficient and Professional Maintenance, Diagnosis, and Repair of Vehicles

ESI[tronic] Evolution Diagnostic Software from Bosch



# ESI[tronic] Evolution: Diagnostic Software for Workshops

The globally proven diagnostic software offers everything you need for efficient and professional maintenance, diagnosis and repair of vehicles: efficient, comprehensive, simple and fast.

Diagnosis in workshops is becoming increasingly important for professional service and efficient repair. Whether a passenger car or commercial vehicle – nowadays, people expect more from diagnostic software than just pure ECU diagnostics. Intelligent troubleshooting, support for fast service according to manufacturer specifications, and experience-based repair cases are the new standard in the diagnostics sector. Efficient ECU diagnostics

from Bosch guide you step by step to the cause of the fault and provide you with all the information you need to service and repair the vehicle. In addition, our hotline and training experts are available to assist you with complex diagnostic and repair cases.



#### Tailored to the needs of workshops

The flexible licensing model allows workshops to expand the diagnostic software according to their needs and growth. ESI[tronic] Evolution allows workshops to increase capacity utilization, customer satisfaction, and customer loyalty.



#### Always up to date

The Diagnostics Download Manager (DDM) provides access to ESI[tronic] Evolution and the latest updates. After a one-time installation, all ESI[tronic] updates are performed automatically. You can work as usual and the Diagnostics Download Manager will do the rest in the background.




#### Reliable hardware from Bosch

Bosch supplies modern technology to support all important interfaces in the workshop. The ESI[tronic] Evolution software is used in conjunction with a diagnostic tester from the KTS series or from the DCU series.



#### Experience and competence

As an automotive supplier, Bosch is very familiar with the technical requirements of vehicles and has been offering comprehensive diagnostic software for workshops for over 25 years in the form of ESI[tronic] Evolution.



# Faster, simpler, clearer

## The new Start Screen at a glance

Workshops can license the modular software packages as needed. The software updates itself in the background with constantly expanding vehicle coverage – so it stays up to date.



### Original documents

For the first time, the new “Original documents” function enables direct access to the original documents of numerous makes.



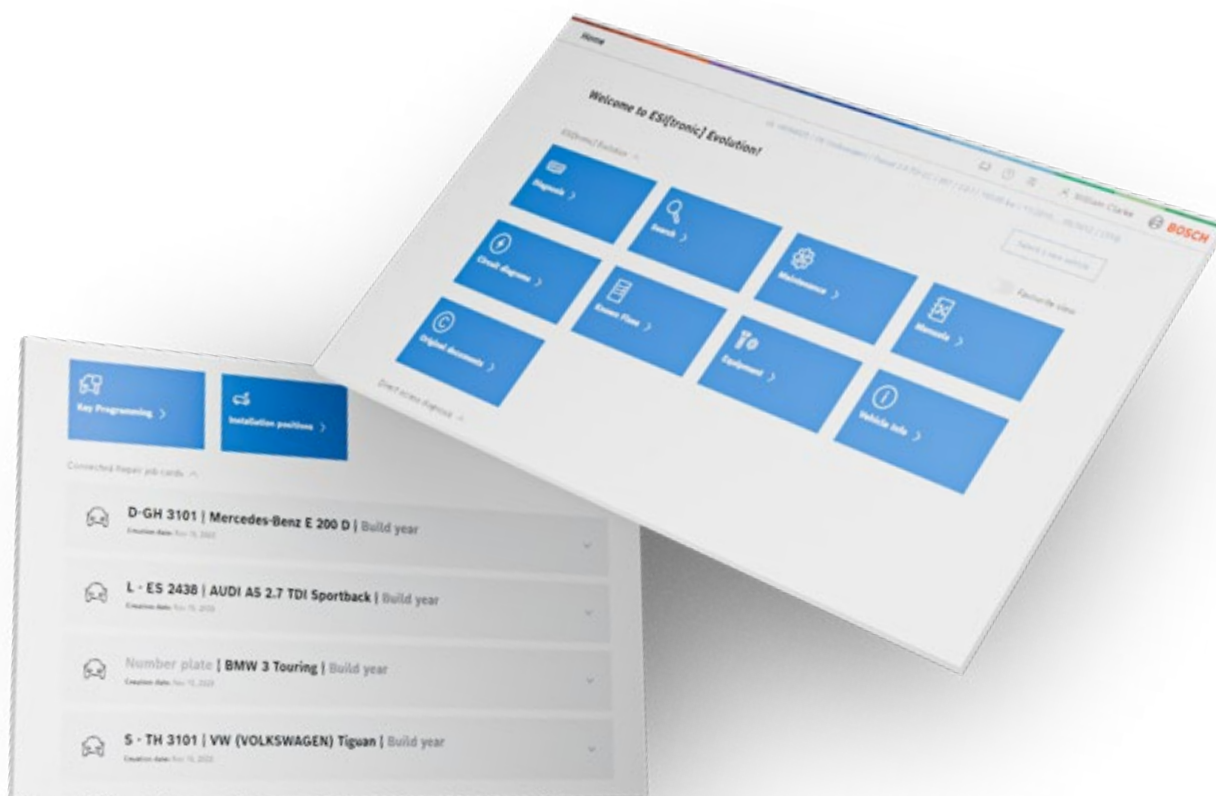
### Direct links

ESI[tronic] Evolution offers quick access to submenu functions thanks to direct links.



### Vehicle Identification

The new vehicle identification of ESI[tronic] Evolution makes the selection of a vehicle much easier than before.



### Bosch Connected Repair

ESI[tronic] Evolution integrates the Bosch Connected Repair Cloud network solution directly into the start screen.



### Customizable

With ESI[tronic] Evolution, the start screen can be customized so that only the user-relevant functions are displayed after login.



### Clear user interface

The intuitive design of the new start screen provides direct access to the most important main menus and submenus of ESI[tronic] Evolution.

# ESI[tronic] Evolution Packages

## Maintenance and Repair

With its modular design, ESI[tronic] Evolution ensures that you can move forward quickly anywhere in the diagnostic process and always find the right repair solution for your day-to-day business. ESI[tronic] Evolution is available in three different basic packages. These are optimally tailored to the needs of large and small workshops.



### The maintenance and repair of vehicles

---

	ESI[tronic] Diagnostic	ESI[tronic] Advanced	ESI[tronic] Master
Vehicle information	✓	✓	✓
Diagnosis of control units (incl. SDA)	✓	✓	✓
Vehicle equipment catalog	✓	✓	✓
Experience-based repair (EBR) / Known faults	✓	✓	✓
Remote diagnostics functionality	✓	✓	✓
<hr/>			
Handbooks and manuals (incl. Original documents)	-	✓	✓
Connected Repair	-	✓	✓
<hr/>			
Circuit diagrams for comfort systems	-	-	✓
Maintenance schedules and information	-	-	✓



### Vehicle information

Important basic information for all of the vehicles covered, such as model series, rated power, engine designation, and type of drive, as well as installed systems and assigned information.



### Diagnosis of control units (incl. Secure Diagnostic Access)

Diagnostics are the centerpiece, displaying installed systems and error codes stored in memory with km mileages in a summary, deleting error codes, displaying actual values and preparing them in a graphic format, activating actuators, resetting service intervals, running automated tests, calibrating sensors and systems, and teaching components. Secure Diagnostic Access provides fast, uncomplicated access to secure vehicle data from participating vehicle manufacturers.



### Vehicle equipment catalog

Access to the complete Bosch automotive equipment catalog, including spare and exchange part numbers, service information and installation instructions.



### Experience-based repair (EBR) / Known faults

Finding the correct solution in a few seconds, even with challenging errors. Experience-based repair (EBR) comprises summaries of recurrent faults across several vehicle models in easy-to-read data records.



### Remote Diagnostics Functionality

Remote diagnostic services can now also be booked directly from ESI[tronic] Evolution. This allows the Bosch experts to connect to your workshop remotely and carry out diagnostic procedures, coding and much more on a wide range of vehicles.



### Handbooks and manuals

Verified diagnostic and repair manuals and handbooks from Bosch and OEMs provide information backed up with component test instructions, installation position, removal and installation instructions, nominal values, circuit diagrams, functional descriptions, bus overviews, and helpful explanations about operating principles.



### Connected Repair

Brings together the data from office and workshop devices. Customer and vehicle data, diagnostic results, test reports, and photographic documentation on mobile terminal devices can be created, sorted, and backed up.



### Circuit diagrams for comfort systems

The comprehensive database contains all the circuit diagrams for important vehicle systems such as engine management, comfort and bus systems. It refers to the direct installation location and designation of each component, while also offering efficiency thanks to quick and easy-to-read overviews.

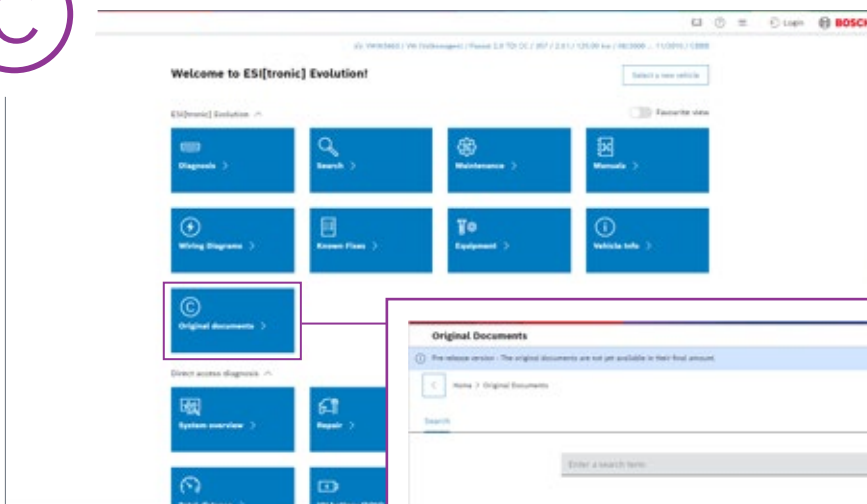


### Maintenance schedules and information

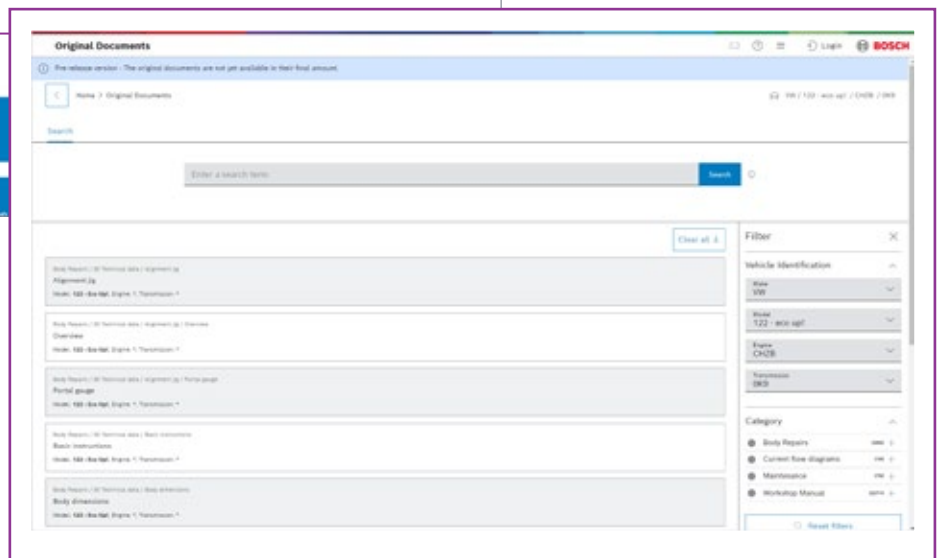
Important information about repairing vehicles can be called up from several tabs. Among other things, these include information about service times, the parts needed, tire size and pressure, as well as centralized programming information. Vehicle-specific workflows guarantee that every repair is carried out in accordance with the manufacturer's specifications and are therefore covered by the manufacturer warranty.

# Access to Original Documents Directly from the manufacturer

Reliable, first-hand – the best possible information thanks to direct access to original manufacturer documents.



Here you can find the application video



## Original circuit diagrams and first-hand instructions

With ESI[tronic] Evolution you have direct access to original documents of numerous brands, which are continuously expanded through regular updates. At the push of a button you get the best possible first-hand information, for professional and efficient maintenance and repair work. The better the instructions, the easier the repair or fault diagnosis. Original wiring diagrams or instructions can be searched and viewed in a separate window.

# Secure Diagnostic Access

## Diagnosis of Protected Vehicle Electronics

With the integrated and standardized Secure Diagnostic Access solution, Bosch continues to provide centralized access to secure vehicle data through ESI[tronic] Evolution diagnostic software.



### Restricted access to diagnostic functions

To restrict independent workshops' access to the electronics and management systems of new vehicle models, many manufacturers have equipped them with strong firewalls or 'Secure Gateways'.

Diagnostic tasks, calibration routines and even service resets are often no longer possible without a proprietary software solution.

This presents workshops with technical and administrative challenges, because the vehicle manufacturers implement their own individual security solutions, meaning a multitude of different access requirements and payment concepts.

### Secure Diagnostic Access (SDA) as part of ESI[tronic] Evolution

Bosch offers a solution for this: Secure Diagnostic Access (SDA). As part of the ESI[tronic] Evolution diagnostic software, the central, integrated, and standardized function provides fast, uncomplicated access to secure vehicle data from participating vehicle manufacturers. Here, centralized access with SingleKey ID is possible after one-time registration and partial online user identification at Bosch. The personal SingleKey ID can also be used for a variety of other Bosch applications in private and professional environments. To use Secure Diagnostic Access, it is also necessary to have a KTS 560, KTS 590, KTS 350, or KTS 250 (limited brand coverage) and a stable Internet connection.

## Benefits at a glance

- Quick and easy access to protected vehicle diagnostic data via Secure Diagnostic Access
- Secure Diagnostic Access combines the various individual solutions of the participating vehicle manufacturers
- Securing the competitiveness of multi-brand workshops through cost-savings and time efficiency thanks to a new function

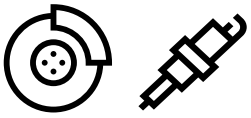
### Unrestricted access and trouble-free diagnosis

Secure Diagnostic Access enables unrestricted work on vehicles with protected vehicle electronics in the future. Access is available for various vehicle manufacturers and models and is continuously being expanded by Bosch.

# ESI[tronic] Evolution Packages

## Spare Parts and Components

The constantly increasing number of vehicle models presents a challenge for workshops to have up-to-date information available at all times. Enhance the standard packages of ESI[tronic] Evolution with spare parts catalogues and instructions for diesel and electrical components.



### Spare parts and component repair

	ESI[tronic] Repair D+E	ESI[tronic] Repair E	ESI[tronic] Catalogue
Vehicle information	✓	✓	✓
Vehicle equipment catalog	✓	✓	✓
Diesel spare parts	✓	-	✓
Electrical spare parts	✓	✓	✓
Manuals	✓	✓	-

This is where to find  
application videos





# ESI[tronic] Evolution for Commercial Vehicles, Construction and Agricultural Machinery

The comprehensive diagnostic software is also available for commercial vehicles, trailers, vans, buses, agricultural machinery, construction vehicles and machinery, as well as engines.

## ESI[tronic] Evolution Truck Package Overview:



**Vehicle information:** Important basic information on commercial vehicles such as model series, performance, engine designation, and axle configuration form the basis for sound diagnostics in commercial vehicle workshops



**Diagnostics:** The software reads error codes and can clear them, selects actual values, activates actuators, resets service intervals, and programs components



**Circuit diagrams:** Intuitive user guidance with dynamic component description ensures quick and easy use



**Maintenance:** Semi-annual and annual inspections with additional check points are available at any time



**Technical data:** Component information with setpoints, output voltage, characteristic curves, etc. support troubleshooting



**Spare parts catalog:** Access to the complete Bosch and ZF Services spare parts catalog, including service information and assembly instructions for the Sachs, Lemförder, Boge, and ZF Parts brands



## ESI[tronic] Evolution Off-Highway Package (OHW) Overview:



**Strong basis:** The structure of the diagnostic software is based on the user-friendly ESI[tronic] Evolution Truck for commercial vehicles. This is supplemented with the ESI[tronic] Evolution OHW 1 and OHW 2 licenses with content on agricultural machinery, construction machinery and engines. The breakdown into vehicle information, diagnostics, circuit diagrams, maintenance, technical data, as well as access to the spare parts catalog is also available in the diagnostic software ESI[tronic] Evolution Off-Highway.



**Additional information:** For engines, info types OHW 1 and OHW 2 provide setting and parameterization functions as well as diagnostics of hydraulic systems. In addition, the diagnostic software provides technical information on the installation and removal of components.



**Compatibility:** ESI[tronic] Evolution OHW works exclusively with all KTS Truck modules from the second generation (from April 2013). It can be used with a Bosch DCU 120, DCU 220 or any common laptop/PC.



**Flexibility:** ESI[tronic] Evolution OHW is available in two versions. These can be licensed separately or used in combination as required.



The ESI[tronic] Evolution OHW 1 and OHW 2 licenses can be used together with an ESI[tronic] Evolution Truck license as well as independently.

# Teamwork: ESI[tronic] Evolution and the diagnostic devices from Bosch

Due to the ever-increasing number and complexity of vehicle systems, workshops must be able to draw on extensive knowledge. ESI[tronic] Evolution and the diagnostic devices from Bosch work hand in hand to provide an optimally coordinated solution for the workshop.



Supports Remote Diagnostics

**KTS 560**  
Wireless diagnostic module with measurement technology (1-channel multimeter)



Supports Remote Diagnostics

**KTS 590**  
Wireless diagnostic module with measurement technology (2-channel multimeter and oscilloscope)



**DCU 120**  
Mobile tablet PC with large screen



**DCU 220**  
A flexible and powerful two in one notebook and tablet.

## Diagnostic Systems

**DCU 220** **KTS 590**

**KTS 980**  
Diagnostic system with KTS 590 + DCU 220

**DCU 220** **KTS 560**

**KTS 960**  
Diagnostic system with KTS 560 + DCU 220

**KTS 560** **DCU 120**

**KTS 465**  
Diagnostic system with KTS 560 + DCU 120

# What drives you, **drives us**

Bosch technologies are used in most vehicles worldwide.  
People, and assuring their mobility, is what we are focused on.

Therefore, we have dedicated over 130 years of pioneering spirit  
and expertise in research and manufacturing to achieving this.

We provide the aftermarket and workshops worldwide with modern diagnostic and workshop  
equipment and a wide range of spare parts for passenger cars and commercial vehicles:

- solutions for efficient vehicle repairs
- innovative workshop equipment and software
- one of the world's most comprehensive ranges of new and exchange parts
- large network of wholesale customers, for quick and reliable parts supply
- competent hotline support
- comprehensive educational and training offers
- targeted sales and marketing support

## **Robert Bosch Ltd**

Broadwater Park,  
North Orbital Road,  
Denham,  
UB9 5HJ,  
United Kingdom

[boschaftermarket.co.uk](http://boschaftermarket.co.uk)

Subject to technical changes and programme  
modifications

Subject to technical changes and programme modifications