

Driven by Visibility  
**Bosch Wiper Blades**

Invented for life



**BOSCH**

# The right blade for you



## Get to know the features of the Bosch Wiper Blade Programme

Model	Performance	Lifetime	Silence
<b>AEROTWIN</b>	★★★★★★	★★★★★★	★★★★★★
<b>CLEAR ADVANTAGE</b>	★★★★	★★★★	★★★★
<b>ECO</b>	★★★	★★★	★★★

Bosch was the company that created the wiper blade system and continues to be a leader in innovation and technology, granting the maximum efficiency and longer lifetime of this important safety element.

### AEROTWIN

**Advanced technology for Maximum Performance and Durability**

- ▶ Innovative and original equipment technology, for applications with special connection
- ▶ Bosch rubber technology with Power Protection Plus coating ensures a smooth and quiet wiping performance for longer service life
- ▶ Bosch beam bending technology with Evodium steel provides uniform force distribution across the spring strip for consistent performance across the windshield



Page 3

### CLEAR Advantage

**Advanced flat-blade technology for exceptional performance in any weather**

- ▶ Exclusive, blended rubber for virtually streak-free wiping performance
- ▶ Premium flat blade technology with precisely tensioned vertebra ensures consistent wiping stability and provides long service life
- ▶ Aerodynamic wind spoiler redirects airflow to create a downforce for better performance at high speed



Page 4

### ECO

**Quality and safety at more attractive prices**

- ▶ Better cost-benefit and high coverage
- ▶ 100% Ecologically Produced Natural Rubber
- ▶ Quick and easy installation with the Quick-clip adapter



Page 5

# Bosch AEROTWIN Wiper Blades

## Maximum performance with innovative rubber technology

Bosch has developed an internal treatment of rubber, Power Protection Plus, with many advantages in relation to the other wiper blades on the market, which only have a superficial treatment of rubber.

Power Protection Plus optimises the efficiency of the wiper blades:



### Gentle Wiper Action

Power Protection Plus reduces the friction between the rubber edge and the windshield, reducing chattering and running noise.



### Better Visibility

Power Protection Plus removes streaks and deposits on the windshield for optimum wiping performance.



### Longer Lasting

More robust and resistant rubber, together with the uniform force of the *Evodium* flexible spring strip, further increase its durability.



# Bosch Clear Advantage Wiper Blades

## Safety at its best

### Best installation SAFETY

Pre-assembled double locking connector

### Best high-speed SAFETY

Better performance at high speed

### Best long-life SAFETY

Consistent wiping stability and long service life

### Best view SAFETY

Best wiping performance



## Bosch Clear Advantage Wiper Blade Benefits

- ▶ Uniform pressure on the windscreen achieved across the entire blade
- ▶ Absence of wiper claws holding the wiper rubber helps reduce pressure on the windscreen
- ▶ Optimised wiping performance: Minimise area of unwiped sections
- ▶ Increased durability: Avoid uneven wearing of wiper rubber



## The advantages are clear:



Great value



Designed for tropical climate



Clear visibility, high performance in all weather conditions



Highly durable: can last longer than before



Easy and secure DIY installation



Bosch wipers fit 98% of vehicles in India

# Bosch ECO Wiper Blades

## High quality standard









### Price competitive wiper blade for maximum reliability, efficiency, and safety of the driver







- ▶ Modern easy-to-open packaging
- ▶ 100% ecologically produced natural rubber
- ▶ Quick and easy application with Quick-Clip adapter
- ▶ Graphite-coated rubber edge for an efficient and quiet wipe



## Vehicle Application: Bosch Eco and Clear Advantage Wiper Blade

Brand		Eco Wiper Blade			Clear Advantage Wiper Blade	
	Size	 Driver Side	 Passenger Side	 Set	 Driver Side	 Passenger Side
<b>ASHOK LEYLAND</b>						
Dost 1.5 CNG, Dost 1.5D, Dost 1.5TD Plus, Dost 1.5TD Xpress, Dost 1.5TD Strong	18/18 inch	3 397 011 646	3 397 011 646	3 397 005 293	3 397 016 578	3 397 016 578
<b>AUDI</b>						
TT [8N3] Coupe	22 inch, 21 inch	3 397 011 650	3 397 011 649			
<b>BMW</b>						
X 3 [E 83]	22 inch, 20 inch		3 397 011 648		3 397 016 582	3 397 016 580
X 3 [E 83] (2006.09 -2008.08) (P), X 3 [E 83] (2008.09 -2010.08) (D)	22 inch	3 397 011 650				
X 3 [E 83] (2008.09 -2010.08) (D)	20 inch	3 397 011 648				
X 5 M [F 85], X 5 [F 15], X 6 M [F 86], X 6 [F 16]	24 inch, 20 inch	3 397 011 651	3 397 011 648		3 397 016 583	3 397 016 580
X 5 [E 70]	24 inch, 20 inch				3 397 016 583	3 397 016 580
Z 4 [E 89]	21 inch, 20 inch	3 397 011 649	3 397 011 648		3 397 016 581	3 397 016 580
<b>BMW Mini</b>						
Mini [F 56], Cooper JCW Pro Edition	19 inch, 18 inch	3 397 011 647	3 397 011 646		3 397 016 578	3 397 016 579
Mini [R 56], Mini [R 57] Cabrio	18/18 inch	3 397 011 646	3 397 011 646	3 397 005 293	3 397 016 578	3 397 016 579
Mini [R 60] Countryman	19 inch, 20 inch				3 397 016 579	3 397 016 580
<b>CHEVROLET</b>						
Captiva 2.0 CRDi 4x4	24/16 inch	3 397 011 651		3 397 010 057		3 397 016 576
Captiva 2.0 CRDi 4x4 (2009.01-->) (D)	24 inch				3 397 016 583	
Captiva 2.0 CRDi 4x4 (2009.01-->) (D), Optra 1.6i 16V (2003.12 -2015.04) (P), Optra 2.0i 16V (2007.06 -2013.04) (D)	22 inch				3 397 016 582	
Captiva [C100]	24 inch, 16 inch	3 397 011 651			3 397 016 583	3 397 016 576
Captiva [C140]	24 inch, 16 inch	3 397 011 651	3 397 011 644		3 397 016 583	3 397 016 576
Cruze [J300], Cruze 2.0TD	24 inch, 18 inch	3 397 011 651	3 397 011 646		3 397 016 583	3 397 016 578
Enjoy 1.3D	22 inch, 16 inch	3 397 011 650	3 397 011 644		3 397 016 582	3 397 016 576
Optra 1.6i 16V (2003.12 -2015.04) (P), Optra 2.0i 16V (2007.06 -2013.04) (D)	21 inch				3 397 016 581	
Optra 1.6i 16V, Optra 2.0i 16V	21 / 19 inch	3 397 011 650	3 397 011 647	3 397 010 053		3 397 016 579
Optra 1.8i 16V	21 / 19 inch	3 397 011 649	3 397 011 647	3 397 010 053	3 397 016 581	3 397 016 579
Spark 1.0 LPG/CNG, Sail U-VA 1.3 D, Sail 1.3 D, Sail 1.2 i, Sail U-VA 1.2 i, Spark 1.0 i	22 / 14 inch	3 397 011 650	3 397 011 643	3 397 010 060	3 397 016 582	3 397 016 574

## Vehicle Application: Bosch Eco and Clear Advantage Wiper Blade







Brand		Eco Wiper Blade			Clear Advantage Wiper Blade	
	Size					
		Driver Side	Passenger Side	Set	Driver Side	Passenger Side
Tavera 2.0D, Enjoy 1.4i, Tavera 2.5D, Aveo 1.6i, Beat 0.9D, Beat 1.2i, Aveo 1.4i, Aveo 1.2i	22/16 inch	3 397 011 650	3 397 011 644	3 397 010 055	3 397 016 582	3 397 016 576
<b>DACIA</b>						
Duster [HS]	20 / 20 inch			3 397 005 295	3 397 016 580	3 397 016 580
<b>DAEWOO</b>						
Cielo 1.5i	18/18 inch	3 397 011 646	3 397 011 646	3 397 005 293	3 397 016 578	3 397 016 578
Matiz 0.8i	20 inch, 16 inch	3 397 011 648	3 397 011 644			
Matiz 0.8i (1998.11 -2002.02) (P)	20 inch, 13 inch				3 397 016 580	3 397 016 574
Matiz 0.8i (1998.11 -2002.02) (P)	20 inch, 16 inch				3 397 016 580	3 397 016 576
Matiz 0.8i (1998.11 -2002.02) (P)	22 inch, 13 inch				3 397 016 582	3 397 016 574
Matiz 0.8i (1998.11 -2002.02) (P)	22 inch, 16 inch				3 397 016 582	3 397 016 576
<b>FIAT</b>						
Avventura 1.4 T-Jet Abarth	22 inch, 18 inch				3 397 016 582	3 397 016 578
Avventura 1.4, Avventura 1.3 MultiJet	22 inch, 18 inch	3 397 011 650	3 397 011 646		3 397 016 582	3 397 016 578
Palio 1.3 d 16V, Palio 1.6 i 16V, Palio, Palio 1.1 i 8V	24/16 inch	3 397 011 651	3 397 011 644	3 397 010 057		
Palio [178] Weekend, Palio [178]	24/16 inch	3 397 011 651	3 397 011 644	3 397 010 057	3 397 016 583	3 397 016 578
Siena [178], Siena 1.2 i.e. 8V, Siena 1.6 i.e 16V, Siena 1.7D	24/16 inch	3 397 011 651	3 397 011 644	3 397 010 057	3 397 016 583	3 397 016 576
<b>FORCE MOTORS</b>						
Excel-4 2.6 Diesel, Excel-4 2.6 Diesel 3100mm Truck, Excel-4 2.6 Diesel 3100mm Chassis, Excel-4 2.6 Diesel 3600mm Truck, Excel-4 2.6 Diesel 3600mm Chassis	20 / 20 inch			3 397 005 295		
Gurkha 2.6D 4WD, Gurkha 2.4 Turbodiesel 4WD, Challenger 1.8 Diesel, Pick Up Trax Dual Cab 2.4 Diesel, Pick Up Trax Kargo 2.6 Diesel, Trax 2.6D Kargo, Gurkha 4WD, Town & Country 2.4 Diesel, Trax 2.4D Tempo, Trax Toofan Deluxe 2.6 CRDI, Gama Classic 2.6 Diesel, Pick Up Trax 2.6 Diesel, Challenger 2.4 Diesel, Challenger 2.6 Diesel, Gurkha 2.4 Diesel 4WD, Trax 2.6D Pickup Kargo, Pick Up Trax Dual Cab 2.6 Diesel, Gurkha 2.6 TD 2WD, Cruiser Classic 2.6 Diesel, Trax Cruiser 2.0 CRDI, Judo 2.4 Diesel, Pick Up 2.6 Diesel	16 / 16 inch	3 397 011 644	3 397 011 644	3 397 005 291	3 397 016 576	3 397 016 576

## Vehicle Application: Bosch Eco and Clear Advantage Wiper Blade







Brand		Eco Wiper Blade			Clear Advantage Wiper Blade	
	Size	 Driver Side	 Passenger Side	 Set	 Driver Side	 Passenger Side
Gurkha 2WD 2.4, Gama Classic 2.6 Diesel 4WD, Judo 2.4 Diesel 4WD, Trax Toofan 2.0 CRDI, Trax Gama/Judo 2.0 CRDI, Gurkha 2.6 TD 4WD, Gama 2.6 Diesel, Trax Cruiser Deluxe 2.6 CRDI	16 / 16 inch	3 397 011 644	3 397 011 644	3 397 005 291		
Tempo Traveller Ambulance 2.4 Diesel, Tempo Traveller Delivery Van LWB 2.4 Diesel, Traveller Ambulance LWB 2.6 Diesel, Tempo Traveller Microbus 2.4 Diesel, Tempo Traveller Delivery Van 2.6 Diesel, Traveller 3350/3700 mm WB 2.6 Diesel, Traveller 4020 mm WB 2.6 Diesel, Tempo Traveller Minibus 2.6 Diesel, Traveller Smart DV 3050/3350mm WB 2.6 Diesel, Excel-4 3.2 Diesel, Traveller Long Bus 2.6 Diesel, Tempo Traveller Minibus 2.4 Diesel, Tempo Traveller 2.4 CNG, 2.6TD Diesel, Tempo Traveller Station Wagon 2.4 Diesel, Traveller 2.6 Diesel Force, Traveller Delivery Van LWB 2.6 Diesel, 3.2TD Diesel, Tempo Traveller Delivery Van 2.4 Diesel, Traveller 2.2 Diesel, Tempo Traveller Ambulance LWB 2.4 Diesel	20 / 20 inch	3 397 011 648	3 397 011 648	3 397 005 295	3 397 016 580	3 397 016 580
Tempo Traveller Microbus 2.6 Diesel, Traveller 3050 mm WB 2.6 Diesel, Tempo Traveller Rear Dual Wheels 3700 2.6 Diesel, 2.2TD Diesel, Tempo Traveller Delivery Van LWB 2.6 Diesel, Tempo Traveller Ambulance LWB 2.6 Diesel	20 / 20 inch	3 397 011 648	3 397 011 648	3 397 005 295		
Traveller Mini Bus 2.6 Diesel	20 inch, 20 inch	3 397 011 648	3 397 011 648			
Trump 0.6D 15, Trump 0.6D 40	13 / 13 inch	3 397 011 642	3 397 011 642	3 397 004 875		
<b>FORD</b>						
3.0 CRDI 4WD, Endeavour 2.5 Turbo intercooled, Endeavour 2.2TD 4x2, Endeavour 3.0 Turbo intercooled 4WD, Endeavour 2.5 Turbo intercooled 4WD	18/18 inch	3 397 011 646	3 397 011 646	3 397 005 293	3 397 016 578	3 397 016 578
Endeavour 3.2TD 4x4, Endeavour 2.2TD 4x4	18 inch, 18 inch	3 397 011 646	3 397 011 646			
Escort 1.3i, Escort 1.8 Diesel, Escort	20 / 20 inch	3 397 011 648	3 397 011 648	3 397 005 295	3 397 016 580	3 397 016 580
Figo 1.5 TDCi, Figo Aspire 1.5 TDCi, Figo Aspire 1.5 Ti-VCT, Figo 1.2 Ti-VCT	22 inch, 16 inch	3 397 011 650	3 397 011 644		3 397 016 582	3 397 016 576









## Vehicle Application: Bosch Eco and Clear Advantage Wiper Blade

Brand	Size	Eco Wiper Blade			Clear Advantage Wiper Blade	
		 Driver Side	 Passenger Side	 Set	 Driver Side	 Passenger Side
						
Figo Aspire 1.2 Ti-VCT, Fiesta 1.4 Turbodiesel, Fusion 1.6i 16V, Figo 1.4D, Figo 1.5 Ti-VCT, Fusion 1.4 Diesel 8V, Fiesta 1.5i, Fiesta 1.6i, Fiesta 1.4i, Fiesta 1.5 Turbodiesel, EcoSport '14 [JK8], EcoSport 1.5 TD, Figo [B517]	22/16 inch	3 397 011 650	3 397 011 644	3 397 010 055	3 397 016 582	3 397 016 576
Ikon 1.3i, Ikon 1.6i 8V, Ikon 1.8 Diesel, Ikon 1.4 Diesel Turbo, Ikon 1.3i 8V, Ikon 1.3 LPG/CNG	19 / 19 inch	3 397 011 647	3 397 011 647	3 397 005 294	3 397 016 579	3 397 016 579
Mondeo 2.0i Ghia	22 inch, 20 inch	3 397 011 650	3 397 011 648			3 397 016 580
Mondeo III, Mondeo '01 [B4Y]	22 inch, 20 inch	3 397 011 650	3 397 011 648		3 397 016 582	3 397 016 580
<b>HINDUSTAN MOTORS LIMITED (HML)</b>						
Ambassador 2000 2.0 Diesel, Ambassador 1.5, Ambassador 1.5 Diesel, Ambassador 2.0, Ambassador 1.5 CNG, Ambassador 1.8i, Ambassador 1.5 D	13 / 13 inch	3 397 011 642	3 397 011 642	3 397 004 875	3 397 016 574	3 397 016 574
Contessa Classic 1.8 CNG, Contessa Classic 1.8i GLX, Contessa Classic 2.0 Diesel, Contessa Classic 1.8 GLX	18/18 inch	3 397 011 646	3 397 011 646	3 397 005 293	3 397 016 578	3 397 016 578
<b>HONDA</b>						
Accord 3.5i	24 inch, 21 inch	3 397 011 651	3 397 011 649		3 397 016 583	3 397 016 581
Amaze 1.2	22 / 14 inch	3 397 011 650	3 397 011 643	3 397 010 060	3 397 016 582	
Amaze 1.2 (2013.04-->) (P)	, 13 inch					3 397 016 574
Amaze First Gen 1.5	22 / 14 inch	3 397 011 650	3 397 011 643	3 397 010 060		3 397 016 575
BR-V 1.5 i-VTEC	22/16 inch	3 397 011 650	3 397 011 644	3 397 010 055	3 397 016 582	3 397 016 576
Brio 1.2, Accord 3.0i, Accord 2.4i 16V	24/16 inch	3 397 011 651	3 397 011 644	3 397 010 057	3 397 016 583	3 397 016 576
CIVIC	26 inch, 18 inch	3 397 011 652	3 397 011 646		3 397 016 584	3 397 016 578
CR-V 2.0i	26 inch, 16 inch	3 397 011 652	3 397 011 644			
CR-V 2.0i (2013.02 -2016.08) (P)	24 inch, 16 inch				3 397 016 583	3 397 016 576
CR-V 2.0i (2013.02 -2016.08) (P)	26 inch, 13 inch				3 397 016 584	3 397 016 574
CR-V 2.0i (2013.02 -2016.08) (P)	26 inch, 16 inch				3 397 016 584	3 397 016 576
CR-V 2.0i (2013.02 -2016.08) (P), City [2CT] (1998.01 -2003.10) (P)	24 inch, 13 inch				3 397 016 583	3 397 016 574
CR-V 2.0i 4WD	21 / 19 inch	3 397 011 649	3 397 011 647	3 397 010 053	3 397 016 581	3 397 016 579
CR-V 2.4i 4WD	21 / 19 inch			3 397 010 053		
CR-V 2.4i 4WD (2004.11-->) (P)	21 inch, 19 inch	3 397 011 649	3 397 011 647		3 397 016 581	3 397 016 579
CR-V 2.4i 4WD (2011.11 -2016.08) (P)	26 inch, 16 inch	3 397 011 652	3 397 011 644		3 397 016 583	3 397 016 574







## Vehicle Application: Bosch Eco and Clear Advantage Wiper Blade

Brand		Eco Wiper Blade			Clear Advantage Wiper Blade	
	Size					
		Driver Side	Passenger Side	Set	Driver Side	Passenger Side
CR-V 2.4i 4WD (2011.11-2016.08) (P)	26 inch, 16 inch	3 397 011 652	3 397 011 644		3 397 016 583	3 397 016 576
CR-V 2.4i 4WD (2011.11-2016.08) (P)	26 inch, 16 inch	3 397 011 652	3 397 011 644		3 397 016 584	3 397 016 574
CR-V 2.4i 4WD (2011.11-2016.08) (P)	26 inch, 16 inch	3 397 011 652	3 397 011 644		3 397 016 584	3 397 016 576
City 1.5	22 / 14 inch	3 397 011 650	3 397 011 643	3 397 010 060		3 397 016 574
City 1.5 (2014.02-2018.12) (P), City 1.5 (2013.12-2017.01) (D)	22 inch				3 397 016 582	
City 1.5 (2014.02-2018.12) (P), City 1.5 (2013.12-2017.01) (D)	24 inch				3 397 016 583	
City 1.5 i 8V, City 1.5i 16V (1998.02-2003.10) (P)	20 / 18 inch	3 397 011 648	3 397 011 646	3 397 010 051	3 397 016 580	3 397 016 578
City 1.5i 16V (1998.02-2003.10) (P)	20 / 18 inch	3 397 011 648	3 397 011 643	3 397 010 051	3 397 016 580	3 397 016 578
City 1.5i 16V (1998.02-2003.10) (P)	20 / 18 inch	3 397 011 650	3 397 011 643	3 397 010 051	3 397 016 580	3 397 016 578
City 1.5i 16V (1998.02-2003.10) (P)	20 / 18 inch	3 397 011 650	3 397 011 646	3 397 010 051	3 397 016 580	3 397 016 578
City 1.5i 16V VTEC	20 / 18 inch	3 397 011 648	3 397 011 648	3 397 010 051	3 397 016 580	3 397 016 578
City 1.5i ZX VTEC, City 1.5i CNG, City 1.5i 16V (2008.09-2013.12) (P)	22 / 14 inch	3 397 011 650	3 397 011 643	3 397 010 060	3 397 016 582	3 397 016 574
City [2CT]	20 / 18 inch	3 397 011 648	3 397 011 646	3 397 010 051		
City [2CT] (1998.01-2003.10) (P)	20 inch, 13 inch				3 397 016 580	3 397 016 574
City [2CT] (1998.01-2003.10) (P)	20 inch, 18 inch				3 397 016 580	3 397 016 578
City [2CT] (1998.01-2003.10) (P)	24 inch, 18 inch				3 397 016 583	3 397 016 578
Mobilio 1.5 TD (2014.07-->) (D), Mobilio 1.5 i (2013.09-->) (P)	, 16 inch					3 397 016 576
Mobilio 1.5 TD (2014.07-->) (D), Mobilio 1.5 i (2013.09-->) (P), Amaze 1.2 (2013.04-->) (P)	, 15 inch					3 397 016 575
Mobilio 1.5 TD, Mobilio 1.5 i	22/16 inch	3 397 011 650	3 397 011 644	3 397 010 055	3 397 016 582	
WR-V 1.2, Jazz 1.5 TD, Jazz 1.2, Jazz [2TF], WR-V 1.5 TD	26 inch, 14 inch	3 397 011 652	3 397 011 643		3 397 016 584	3 397 016 574
<b>HUMMER</b>						
Hummer	17 inch, 16 inch	3 397 011 645	3 397 011 644		3 397 016 577	3 397 016 576
<b>HYUNDAI</b>						
Accent 1.5 DLS, Accent 1.6i 16V, Accent 1.5i 12V, Accent 1.5 CNG, Elantra 2.0 CRDi, Accent 1.5 LPG, Accent [LC]	20 / 18 inch	3 397 011 648	3 397 011 646	3 397 010 051		
Accent 1.6 i, Accent 1.5 CRDi, Elantra 1.8 i	20 / 18 inch	3 397 011 648	3 397 011 646	3 397 010 051	3 397 016 580	3 397 016 578
Elite i20 1.4	24/16 inch	3 397 011 651	3 397 011 644	3 397 010 057		3 397 016 576
Elite i20 [IB], i20 [IB] Active	24/16 inch	3 397 011 651		3 397 010 057		3 397 016 576





## Vehicle Application: Bosch Eco and Clear Advantage Wiper Blade

Brand		Eco Wiper Blade			Clear Advantage Wiper Blade	
	Size	 Driver Side	 Passenger Side	 Set	 Driver Side	 Passenger Side
Eon 1.0 Magna Plus, Eon 0.8 i, Eon LPG 0.8	22 / 14 inch	3 397 011 650	3 397 011 643	3 397 010 060	3 397 016 582	3 397 016 574
Getz 1.1 i	24/16 inch	3 397 011 651	3 397 011 644	3 397 010 057		
Getz 1.1 i (2007.04 -2010.02) (P)	22 inch, 13 inch				3 397 016 582	3 397 016 574
Getz 1.1 i (2007.04 -2010.02) (P)	22 inch, 18 inch				3 397 016 582	3 397 016 578
Getz 1.1 i (2007.04 -2010.02) (P)	24 inch, 13 inch				3 397 016 583	3 397 016 574
Getz 1.1 i (2007.04 -2010.02) (P)	24 inch, 16 inch				3 397 016 583	3 397 016 576
Getz 1.3 i	24/16 inch	3 397 011 651	3 397 011 644	3 397 010 057	3 397 016 583	
Getz 1.5 CRDi 16V	24/16 inch		3 397 011 644	3 397 010 057	3 397 016 583	
Getz 1.5 CRDi 16V (2007.09 -2010.02) (D)	22 inch, 13 inch	3 397 011 650				3 397 016 574
Getz 1.5 CRDi 16V (2007.09 -2010.02) (D)	22 inch, 16 inch	3 397 011 650				3 397 016 576
Getz 1.5 CRDi 16V (2007.09 -2010.02) (D)	24 inch, 13 inch	3 397 011 651				3 397 016 574
Getz 1.5 CRDi 16V (2007.09 -2010.02) (D)	24 inch, 16 inch	3 397 011 651				3 397 016 576
Grand i10 1.0 LPG (2014.07 -2016.01) (P+GAS)	22 inch, 20 inch				3 397 016 582	3 397 016 580
Grand i10 1.0 LPG (2014.07 -2016.01) (P+GAS)	26 inch, 16 inch				3 397 016 584	3 397 016 576
Grand i10 1.0 LPG (2014.07 -2016.01) (P+GAS)	26 inch, 20 inch				3 397 016 584	3 397 016 580
Grand i10 1.0 LPG (2014.07 -2016.01) (P+GAS), Getz 1.1 i (2007.04 -2010.02) (P)	22 inch, 16 inch				3 397 016 582	3 397 016 576
Grand i10 1.2 CRDi	22/16 inch		3 397 011 644	3 397 010 055	3 397 016 582	
Grand i10 1.2 CRDi (2017.02 -2020.08) (D), Getz 1.3 i (2005.09 -2010.02) (P)	, 13 inch					3 397 016 574
Grand i10 1.2 CRDi (2017.02 -2020.08) (D), Getz 1.3 i (2005.09 -2010.02) (P)	, 16 inch					3 397 016 576
Santa Fe [CM]	24 inch, 18 inch	3 397 011 651	3 397 011 646		3 397 016 583	3 397 016 578
Santa Fe [DM], Elantra [MD, UD]	26 inch, 14 inch	3 397 011 652	3 397 011 643		3 397 016 584	3 397 016 574
Santro 1.1 i 12V, Santro 1.0i 12V	20 / 17 inch	3 397 011 648	3 397 011 645	3 397 010 050	3 397 016 580	3 397 016 577
Sonata 2.0 CRDi, Sonata 2.4	24 inch, 20 inch	3 397 011 651	3 397 011 648			
Sonata 2.4 (2005.09 -2008.12) (P), Getz 1.1 i (2007.04 -2010.02) (P), Sonata 2.0 CRDi (2009.01 -2011.12) (D)	24 inch, 18 inch				3 397 016 583	3 397 016 578
Sonata 2.4 (2005.09 -2008.12) (P), Sonata 2.0 CRDi (2007.01 -2011.12) (D), Sonata 2.0 CRDi (2009.01 -2011.12) (D)	24 inch, 20 inch				3 397 016 583	3 397 016 580
Sonata 2.4 (2005.09 -2008.12) (P), Sonata 2.0 CRDi (2009.01 -2011.12) (D)	20 inch, 18 inch				3 397 016 580	3 397 016 578







## Vehicle Application: Bosch Eco and Clear Advantage Wiper Blade

Brand		Eco Wiper Blade			Clear Advantage Wiper Blade	
	Size					
		Driver Side	Passenger Side	Set	Driver Side	Passenger Side
Sonata 2.4 (2005.09 -2008.12) (P), Sonata 2.0 CRDi (2009.01 -2011.12) (D)	20 inch, 20 inch				3 397 016 580	3 397 016 580
Sonata [NF]	24 inch, 20 inch	3 397 011 651	3 397 011 648		3 397 016 583	3 397 016 580
Sonata [YF]	26 inch, 18 inch	3 397 011 652	3 397 011 646		3 397 016 584	3 397 016 578
Terracan 2.9 CRDi	22 inch, 20 inch	3 397 011 650	3 397 011 648		3 397 016 582	
Terracan 2.9 CRDi (2003.08 -2006.09) (D)	, 18 inch					3 397 016 578
Terracan 2.9 CRDi (2003.08 -2006.09) (D)	, 20 inch					3 397 016 580
Tucson 2.0 CRDi GLS AT 4WD, Tucson 2.0, Creta 1.4 TD, Creta 1.6, Elantra 2.0, Elantra 1.6 TD, Creta 1.6 CRDi	26 inch, 16 inch	3 397 011 652	3 397 011 644		3 397 016 584	3 397 016 576
Verna 1.5 CRDi, i10 [PA], i10 [IA], Grand i10 1.1 TD, Grand i10 1.2, i20 Active 1.2, Grand i10 1.1 CRDi	22/16 inch	3 397 011 650	3 397 011 644	3 397 010 055	3 397 016 582	3 397 016 576
Verna 1.6, Sonata 2.0i 16V, Sonata 2.7i, Verna 1.6 TD	21 / 19 inch	3 397 011 649	3 397 011 647	3 397 010 053	3 397 016 581	3 397 016 579
Verna 1.6i 16V, Xcent 1.1 TD, i10 1.1 CNG	22/16 inch	3 397 011 650	3 397 011 644	3 397 010 055		3 397 016 576
Xcent 1.2 CRDi, Grand i10 1.0 LPG, Xcent 1.2	22/16 inch	3 397 011 650	3 397 011 644	3 397 010 055		
i10 1.2 i 16V, i10 1.1 i	22/16 inch	3 397 011 650		3 397 010 055	3 397 016 582	3 397 016 576
i20 1.2i 16V, i20 [PB, PBT]	24 inch, 16 inch	3 397 011 651	3 397 011 644		3 397 016 583	3 397 016 576
i20 1.2i, i20 1.4 TD, Verna 1.6i, Verna 1.4D, Verna 1.6D, Verna 1.4 i, i20 [GB], Tucson 2.0 Diesel 4WD	24/16 inch	3 397 011 651	3 397 011 644	3 397 010 057	3 397 016 583	3 397 016 576
i20 [IB] Active (2015.03 -2021.08) (D), Elite i20 [IB] (2014.08 -2020.08) (P), Elite i20 1.4 (2016.09 -2020.08) (P)	22 inch				3 397 016 582	
i20 [IB] Active (2015.03 -2021.08) (D), Elite i20 [IB] (2014.08 -2020.08) (P), Elite i20 1.4 (2016.09 -2020.08) (P)	24 inch				3 397 016 583	
<b>ISUZU</b>						
D-Max	21 / 19 inch	3 397 011 650	3 397 011 647	3 397 010 053		3 397 016 579
MU-X 3.0 TD 4x4	21 / 19 inch	3 397 011 650	3 397 011 647	3 397 010 053	3 397 016 582	3 397 016 579
<b>JAGUAR</b>						
XK [X150] Convertible, XK [X150] Coupe	22 inch, 21 inch				3 397 016 582	3 397 016 581
<b>JEEP</b>						
Compass 2.0 TD 4X4, Compass 2.0 TD, Compass 1.4	24 inch, 18 inch	3 397 011 651	3 397 011 646		3 397 016 583	3 397 016 578
<b>LAND ROVER GROUP</b>						
Discovery IV [LA,L319]	22 inch, 21 inch	3 397 011 650	3 397 011 649		3 397 016 582	3 397 016 581







## Vehicle Application: Bosch Eco and Clear Advantage Wiper Blade

Brand		Eco Wiper Blade			Clear Advantage Wiper Blade	
	Size	 Driver Side	 Passenger Side	 Set	 Driver Side	 Passenger Side
Discovery Si6 3.0 4x4	22 inch, 21 inch				3 397 016 582	3 397 016 581
Discovery Sport [LC,L550]	26 inch, 20 inch	3 397 011 652	3 397 011 648		3 397 016 584	3 397 016 580
Freelander [LN, L314]	21 inch, 21 inch	3 397 011 649	3 397 011 649		3 397 016 582	3 397 016 580
Range Rover 4.4 TD V8 4X4, Range Rover 3.0 V6 4X4, Range Rover IV [LG,L405], Range Rover 3.0 V6 AWD	24 inch, 20 inch	3 397 011 651	3 397 011 648		3 397 016 583	3 397 016 580
Range Rover Sport [LS,L320]	22 inch, 21 inch	3 397 011 650	3 397 011 649		3 397 016 582	3 397 016 582
<b>LEXUS</b>						
ES [V6], LC 500H, RX	26 inch, 18 inch	3 397 011 652	3 397 011 646		3 397 016 584	3 397 016 578
<b>MAHINDRA</b>						
Commander 2.5 Diesel 4WD (2002.05 -2004.02) (D), Commander 655 2.5 Diesel 4WD (2004.03 -2009.12) (D)	12 inch, 16 inch	3 397 011 642	3 397 011 644			
Commander 2.5 Diesel 4WD (2002.05 -2004.02) (D), Commander 655 2.5 Diesel 4WD (2004.03 -2009.12) (D)	16 inch, 12 inch	3 397 011 644	3 397 011 642			
Commander 2.5 Diesel 4WD (2002.05 -2004.02) (D), Commander 655 2.5 Diesel 4WD (2004.03 -2009.12) (D)	16 inch, 16 inch	3 397 011 644	3 397 011 644			
Commander 2.5 Diesel 4WD, Commander 655 2.5 Diesel 4WD	16 / 16 inch			3 397 005 291		
FJ 3.3 Diesel Delivery Van, FJ 2.1 Diesel Truck 4WD, FJ 2.1 Diesel Van, FJ 3.3 Diesel Chassis, FJ 2.1 Diesel Bus, FJ 2.1 Diesel Ambulance, FJ 3.3 Diesel Bus 4WD, FJ 2.5 Diesel Chassis 4WD, FJ 3.3 Diesel Chassis 4WD, FJ 2.1 Minibus CNG, FJ 3.3 Diesel Truck 4WD, FJ 3.3D Hi-Roof Mini-Bus 4WD	14 inch, 14 inch	3 397 011 643	3 397 011 643		3 397 016 574	3 397 016 574
FJ 3.3 Diesel Truck, FJ 2.1 Diesel Truck	13 inch, 13 inch				3 397 016 574	3 397 016 574
Gio 0.4D, Gio 0.4D Compact Cab	13 inch				3 397 016 574	







## Vehicle Application: Bosch Eco and Clear Advantage Wiper Blade

Brand		Eco Wiper Blade			Clear Advantage Wiper Blade	
	Size					
		Driver Side	Passenger Side	Set	Driver Side	Passenger Side
Hard Top 2.1 Diesel, Armada 2.1 Diesel 4WD, Commander 2.5 Diesel, Commander 650 DI, Armada 2.1 Diesel, Commander 750 2.1 Diesel, Pik up 2.5 Diesel, Maxx 2.5 Diesel Pik-Up (2005), Pik up 2.5 Diesel 4x4, Utility 2.5 Diesel 4WD, Armada 2.5 Diesel, Maxx 2.5 Diesel Pickup, Commander 655 2.5 Diesel, Armada Grand 2.5 Diesel, Marshal 2.1 Diesel 4WD, Pik up 2.5 Diesel 4WD, Pik up 2.5 Diesel CBC, Maxx 2.5 Diesel, Commander 2.1D 4WD Hard Top, Commander 750 2.1 Diesel 4WD, Marshal 2.5 Diesel, Commander 2.1 CNG, Commander 750 DP HT/ST, Maxx 2.5 Diesel 4WD, Marshal 2.5 Diesel 4WD, Maxx Pickup 2.5 Diesel 4WD, Maxx Pickup 2.5 Diesel, Armada 4WD, Maxx 2.5 Diesel Pickup Lite, Commander 2.5 Diesel 4WD (2002.05 -2004.02) (D), Hard Top 2.1 Diesel 4WD, Armada 2.5 Diesel 4WD, Commander 650 2.5 Diesel, Utility 2.5 Diesel, Commander 2.1D Hard Top, Marshal 2.1 Diesel, Armada Grand 2.5 Diesel 4WD, Commander 655 2.5 Diesel 4WD (2004.03 -2009.12) (D)	12 inch, 12 inch	3 397 011 642	3 397 011 642			
KUV100 1.2, KUV100 1.2 TD	20 inch, 19 inch	3 397 011 648	3 397 011 647		3 397 016 580	3 397 016 579
Maxximo 0.9D MiniVan	19 / 19 inch	3 397 011 647	3 397 011 647	3 397 005 294	3 397 016 579	3 397 016 579
Maxximo 0.9D, Maxximo Mini VX	19 / 19 inch	3 397 011 647	3 397 011 647	3 397 005 294		
Scorpio 2.0i, Scorpio 2.2TD 4x4	20 / 20 inch	3 397 011 648	3 397 011 648	3 397 005 295	3 397 016 580	3 397 016 580
Scorpio 2.2 TD 4x4, Scorpio 2.2 TD 4WD, Scorpio 2.0	20 / 20 inch			3 397 005 295		
Scorpio 2.2 mHawk140 CRDe 2WD, Scorpio 2.2 mHawk140 CRDe 4WD, Scorpio 1.9TD 4x4	20 / 20 inch	3 397 011 648	3 397 011 648	3 397 005 295		
Scorpio 2.6 Diesel Turbo 4WD, Scorpio 2.6 CRDe	20 / 20 inch	3 397 011 648		3 397 005 295	3 397 016 580	3 397 016 580
Scorpio 2.6 Diesel Turbo, Scorpio 2.2 TD, Scorpio 2.6 Diesel Turbo 4x4, Scorpio 2.5D	20 / 20 inch			3 397 005 295	3 397 016 580	3 397 016 580
TUV300 T10 1.5 mHawk100, TUV300 BS6, TUV300 1.5 TD Auto, TUV300 1.5 TD	20 inch, 20 inch	3 397 011 648	3 397 011 648		3 397 016 580	3 397 016 580

## Vehicle Application: Bosch Eco and Clear Advantage Wiper Blade







Brand		Eco Wiper Blade			Clear Advantage Wiper Blade	
	Size	 Driver Side	 Passenger Side	 Set	 Driver Side	 Passenger Side
Tourister 2.6 Diesel, Bolero Camper 2510 2.5 D, Bolero Invader 1.8i, Tourister Excelo 2.6TD, Tourister BS III, Tourister T25 2.6 CNG, Bolero Invader 2.5 Diesel 4WD, Bolero Camper 2.5 Diesel, Tourister 2.6TD CRDe 25 Seater, Bolero 1.5 TD Power+, Bolero XLS 2.5 Diesel, Tourister T15 2.5TD, Tourister T25 2.6TD, Bolero Camper 2.5 Diesel 4x4, Bolero Invader GLX 2.5 Diesel, Bolero Camper 2.5 Diesel 2880, Tourister Excelo 2.5TD T, Tourister 3.3, Bolero 2.5 BS II, Tourister 2.5, Tourister 2.6 CNG, Bolero 2.5 BS III, Tourister 2.5 Diesel, Bolero Invader 2.5 Diesel, Bolero XL 2.5 Diesel, Voyager 2.5 Diesel, Bolero 2.5 Diesel, Bolero 2.5 Diesel 4WD, Bolero Camper 2.5 Diesel 2450, Bolero Camper 2.5, Tourister T20 2.5TD, Bolero Camper 2750 2.5 D, Bolero Invader GLX 2.5 Diesel 4WD, Tourister DX, Tourister BS IV	16 / 16 inch	3 397 011 644	3 397 011 644	3 397 005 291	3 397 016 576	3 397 016 576
Verito 1.4i, Logan 1.4i, Verito Vibe 1.5D, Logan 1.5 Diesel	22 / 22 inch	3 397 011 650	3 397 011 650	3 397 005 296	3 397 016 582	3 397 016 582
Verito Vibe 1.5 D	22 / 22 inch	3 397 011 650	3 397 011 650	3 397 005 296		
XUV500 2.2 W9	26 inch, 19 inch		3 397 011 647		3 397 016 584	3 397 016 579
XUV500 2.2D, XUV500 1.9TD, XUV500 2.2D 4x4	26 inch, 18 inch	3 397 011 652	3 397 011 646			
XYLO 2.2 TD mHawk, Quanto 1.5D, XYLO 2.5 TD MDI, Imperio 2.5, XYLO, XYLO 2.5 TD mEagle, Genio 2.5D	24 inch, 19 inch	3 397 011 651	3 397 011 647		3 397 016 583	3 397 016 579
<b>MARUTI</b>						
800 0.8i 6V	17 / 17 inch	3 397 011 645	3 397 011 645	3 397 005 292		
800 0.8i 6V (1983.12 -2002.11) (P), 800 0.8i 6V (2001.08 -2004.12) (P)	17 inch, 17 inch				3 397 016 577	3 397 016 577
800 0.8i 6V (2001.08 -2004.12) (P)	17 inch, 16 inch				3 397 016 577	3 397 016 576
800 0.8i 6V (2001.08 -2004.12) (P)	22 inch, 16 inch				3 397 016 582	3 397 016 576
800 0.8i 6V (2001.08 -2004.12) (P)	22 inch, 17 inch				3 397 016 582	3 397 016 577
Alto 0.8i 12V, Alto 0.8i, Alto 1.1i 16V, Alto 1.0i, Alto 800	18/16 inch	3 397 011 646	3 397 011 644	3 397 010 054	3 397 016 579	3 397 016 576
Alto 800 CNG, Alto 1.0 CNG/LPG	21 inch, 14 inch	3 397 011 649	3 397 011 643		3 397 016 581	3 397 016 574
Baleno 1.6i, Baleno Altura 1.6i, Baleno 1.2	21 inch, 18 inch	3 397 011 649	3 397 011 646		3 397 016 581	3 397 016 578

## Vehicle Application: Bosch Eco and Clear Advantage Wiper Blade







Brand		Eco Wiper Blade			Clear Advantage Wiper Blade	
	Size					
		Driver Side	Passenger Side	Set	Driver Side	Passenger Side
Celerio 1.0	21 inch, 14 inch		3 397 011 643		3 397 016 581	3 397 016 574
Eeco 1.2i	18/18 inch	3 397 011 646	3 397 011 646	3 397 005 293	3 397 016 578	3 397 016 578
Ertiga 1.4 CNG Generation I, A-Star 1.0i 12V, Ertiga 1.3 TD Generation I, Ertiga 1.4 Generation I	22 / 14 inch	3 397 011 650	3 397 011 643	3 397 010 060	3 397 016 582	3 397 016 574
Esteem 1.3i, 1000 1.0i 8V	20 / 18 inch	3 397 011 648	3 397 011 646	3 397 010 051	3 397 016 580	3 397 016 578
Esteem 1.5 Diesel	20 / 18 inch	3 397 011 648	3 397 011 646	3 397 010 051		
Gypsy 1.3 4WD, Gypsy 1.0 4WD, Gypsy 1.3i 4WD	12 inch, 12 inch	3 397 011 642	3 397 011 642			
Omni 0.8 Generation I, Omni 0.8 LPG Generation II	12 inch, 12 inch	3 397 011 642	3 397 011 642		3 397 016 574	3 397 016 574
Omni 0.8 Generation II	13 / 13 inch	3 397 011 642	3 397 011 642	3 397 004 875	3 397 016 574	3 397 016 574
Ritz 1.2 Generation I	22 inch, 16 inch		3 397 011 644		3 397 016 582	3 397 016 576
Ritz 1.2 Generation I (2009.05 -2012.07) (D)	22/16 inch	3 397 011 650		3 397 010 055		
Ritz 1.2 Generation I (2009.05 -2012.07) (P)	24/16 inch	3 397 011 651		3 397 010 057		
SX4 1.3D (2011.02 -2014.08) (D), SX4 1.6i (2009.10 -2014.08) (P), SX4 1.6i (2007.05 -2009.10) (P), SX4 1.6i (2010.08 -2014.08) (P+GAS)	22 inch				3 397 016 582	
SX4 1.3D (2011.02 -2014.08) (D), SX4 1.6i (2009.10 -2014.08) (P), SX4 1.6i (2010.08 -2014.08) (P+GAS)	26 inch				3 397 016 584	
SX4 1.6i (2007.05 -2009.10) (P)	21 inch				3 397 016 581	
SX4 1.6i, SX4 1.3D	22 / 14 inch	3 397 011 650		3 397 010 060		3 397 016 574
Super Carry 0.8 TD, Versa 1.3i 16V, 800 0.8 i 6V, 800 0.8i 12V, 800 LPG	17 / 17 inch	3 397 011 645	3 397 011 645	3 397 005 292	3 397 016 577	3 397 016 577
Swift 1.2	21 / 19 inch	3 397 011 649		3 397 010 053	3 397 016 581	3 397 016 579
Swift 1.2 (2010.02 -2011.07) (P)	, 12 inch		3 397 011 642			
Swift 1.2 (2010.02 -2011.07) (P)	, 19 inch		3 397 011 647			
Swift 1.3 Dzire TD, Swift 1.2i, Swift 1.2i Dzire, Swift 1.3i, Swift 1.3i Dzire, Ignis 1.2, Swift 1.3 TD	21 / 19 inch	3 397 011 649	3 397 011 647	3 397 010 053	3 397 016 581	3 397 016 579
Vitara Brezza 1.2, Ciaz 1.4 Generation I, Ciaz 1.3 TD	24/16 inch	3 397 011 651	3 397 011 644	3 397 010 057	3 397 016 583	3 397 016 576
Wagon R 1.0	18/16 inch	3 397 011 646	3 397 011 644	3 397 010 054	3 397 016 578	3 397 016 576
Wagon R 1.0i LPG	19 inch, 16 inch	3 397 011 647				3 397 016 576
Wagon R 1.0i LPG (2011.02 -2015.06) (P+GAS)	18 inch				3 397 016 578	
Wagon R 1.0i LPG (2011.02 -2015.06) (P+GAS)	19 inch				3 397 016 579	









## Vehicle Application: Bosch Eco and Clear Advantage Wiper Blade

Brand		Eco Wiper Blade			Clear Advantage Wiper Blade	
	Size					
		Driver Side	Passenger Side	Set	Driver Side	Passenger Side
Wagon R 1.1i 16V	18/16 inch		3 397 011 644	3 397 010 054		3 397 016 576
Wagon R 1.1i 16V (2000.01-2010.04) (P), Wagon R 1.1i 16V (2004.04-2010.04) (P)	18 inch	3 397 011 646			3 397 016 578	
Wagon R 1.1i 16V (2006.07-2011.02) (P+GAS)	19 inch	3 397 011 647			3 397 016 578	
Wagon R 1.1i 16V (2006.07-2011.02) (P+GAS)	19 inch	3 397 011 647			3 397 016 579	
Zen 1.1 Estilo, Celerio 1.0 VXi Green CNG, Zen 1.0i Estilo CNG, Celerio X 1.0 2WD	21 inch, 12 inch	3 397 011 649	3 397 011 642			
Zen 1.5 Diesel, Zen 1.0i 16V, Zen 1.0i, Zen 1.0i Estilo	20 / 17 inch	3 397 011 648	3 397 011 645	3 397 010 050	3 397 016 580	3 397 016 577
<b>MERCEDES-BENZ</b>						
C-Klasse [203]	24 inch, 21 inch	3 397 011 651	3 397 011 649		3 397 016 583	3 397 016 581
CLS-Klasse [219]	26 inch, 26 inch				3 397 016 584	3 397 016 584
E 250 D	24 inch				3 397 016 583	
E-Klasse [207] Cabrio, E-Klasse [212], CLK-Klasse [209] Cabrio, E-Klasse [207] Coupe	24 inch, 24 inch				3 397 016 583	3 397 016 583
G-Klasse [463], G-Wagen 63 AMG, G 63 AMG Edition 463	16 inch, 16 inch	3 397 011 644	3 397 011 644		3 397 016 576	3 397 016 576
MB 100	18/18 inch	3 397 011 646	3 397 011 646	3 397 005 293	3 397 016 578	3 397 016 578
<b>MITSUBISHI</b>						
Lancer 1.8i Invex, Lancer Cedia 2.0i	21 / 19 inch	3 397 011 649	3 397 011 647	3 397 010 053	3 397 016 581	3 397 016 579
Lancer 2.0 Diesel, Lancer 1.5i	21 / 19 inch	3 397 011 649	3 397 011 647	3 397 010 053		
Lancer Hatchback [C6/C7]	26 inch, 18 inch	3 397 011 652	3 397 011 646		3 397 016 584	3 397 016 578
Montero [BK/CK], Pajero 2.8 TCI	20 inch, 20 inch	3 397 011 648	3 397 011 648		3 397 016 580	3 397 016 580
Outlander 2.4i	24 inch, 21 inch	3 397 011 651	3 397 011 649		3 397 016 583	3 397 016 580
Pajero Sport 2.5 TD	22 inch, 18 inch	3 397 011 650	3 397 011 646			3 397 016 578
Pajero Sport 2.5 TD (2011.01-2015.08) (D)	26 inch				3 397 016 584	
Pajero Sport 2.5 TD (2014.11-->) (D), Pajero Sport 2.5 TD 4x4 (2012.02-->) (D)	21 inch				3 397 016 581	
Pajero Sport 2.5 TD (2014.11-->) (D), Pajero Sport 2.5 TD 4x4 (2012.02-->) (D), Pajero Sport 2.5 TD (2011.01-2015.08) (D)	22 inch				3 397 016 582	
Pajero Sport 2.5 TD 4x4	22 inch, 18 inch	3 397 011 650				3 397 016 578
Pajero [V80, V90]	22 inch, 20 inch	3 397 011 650	3 397 011 648		3 397 016 582	3 397 016 580
<b>NISSAN</b>						







## Vehicle Application: Bosch Eco and Clear Advantage Wiper Blade

Brand		Eco Wiper Blade			Clear Advantage Wiper Blade	
	Size					
		Driver Side	Passenger Side	Set	Driver Side	Passenger Side
370 Z [Z34] Coupe	21 / 19 inch	3 397 011 649	3 397 011 647	3 397 010 053	3 397 016 581	3 397 016 579
Evalia [M20M]	22/16 inch	3 397 011 650	3 397 011 644	3 397 010 055	3 397 016 582	3 397 016 576
Micra [K13K], Sunny 1.5D, Sunny 1.5i, Micra 1.2 i	21 inch, 14 inch	3 397 011 649	3 397 011 643		3 397 016 581	3 397 016 574
Teana 2.3i	21 / 19 inch		3 397 011 647	3 397 010 053	3 397 016 583	3 397 016 579
Teana 2.5i	26 inch, 16 inch	3 397 011 652			3 397 016 584	3 397 016 576
Terrano 1.6, Terrano 1.5 D	20 / 20 inch	3 397 011 648	3 397 011 648	3 397 005 295	3 397 016 580	3 397 016 580
X-Trail [T31], X-Trail [T30]	24 inch, 16 inch	3 397 011 651	3 397 011 644		3 397 016 583	3 397 016 576
<b>OPEL</b>						
Corsa 1.4i Sail Hatchback	18/18 inch	3 397 011 646	3 397 011 646	3 397 005 293	3 397 016 578	
Corsa 1.4i Sail Hatchback (2003.06 -2005.12) (P)	, 18 inch					3 397 016 578
Corsa 1.4i Sail Hatchback (2003.06 -2005.12) (P)	, 19 inch					3 397 016 579
Corsa 1.4i Swing Hatchback, Corsa 1.6i Sail Hatchback, Astra 1.6, Corsa 1.6i Swing 8V Stationwagon, Corsa 1.4i, Corsa 1.6i	18/18 inch	3 397 011 646	3 397 011 646	3 397 005 293	3 397 016 578	3 397 016 578
Vectra C [Z02]	24 inch, 19 inch	3 397 011 651	3 397 011 647		3 397 016 583	3 397 016 579
<b>PIAGGIO</b>						
Apetruk	16 / 16 inch	3 397 011 644	3 397 011 644	3 397 005 291	3 397 016 576	3 397 016 576
Apetruk 87D	16 / 16 inch	3 397 011 644	3 397 011 644	3 397 005 291		
<b>PORSCHE</b>						
911 [997]	22 / 22 inch	3 397 011 650	3 397 011 650	3 397 005 296	3 397 016 582	3 397 016 582
<b>PREMIER</b>						
Padmini 1.1, Padmini 1.4 Diesel, 118 NE	12 inch, 12 inch	3 397 011 642	3 397 011 642			
<b>RENAULT</b>						
Duster 1.5, Logan [KS/FS] MCV, Duster 1.6, Duster 1.5 TD	20 / 20 inch	3 397 011 648	3 397 011 648	3 397 005 295	3 397 016 580	3 397 016 580
Fluence [L3]	24 inch, 16 inch	3 397 011 651	3 397 011 644		3 397 016 583	3 397 016 576
Logan 1.4i	22 / 22 inch	3 397 011 650	3 397 011 650	3 397 005 296	3 397 016 582	3 397 016 582
Pulse 1.2i, Scala 1.5i	21 inch, 14 inch	3 397 011 649	3 397 011 643		3 397 016 581	3 397 016 574
Scala 1.5D	21 inch, 14 inch	3 397 011 649	3 397 011 643			
<b>SKODA</b>						
Octavia [1U2]	21 / 19 inch	3 397 011 650	3 397 011 647	3 397 010 053	3 397 016 582	3 397 016 579
Octavia [1U5] Combi	22 inch, 19 inch	3 397 011 650	3 397 011 647		3 397 016 582	3 397 016 579
Rapid 1.6D, Rapid 1.5 TD, Rapid 1.6	24/16 inch	3 397 011 651	3 397 011 644	3 397 010 057	3 397 016 583	3 397 016 576







## Vehicle Application: Bosch Eco and Clear Advantage Wiper Blade

Brand		Eco Wiper Blade			Clear Advantage Wiper Blade	
	Size					
		Driver Side	Passenger Side	Set	Driver Side	Passenger Side
Superb 2.5 TDI, Superb [3U4], Superb 1.8, Superb 3.6i	21 inch, 20 inch	3 397 011 649	3 397 011 648		3 397 016 581	3 397 016 580
<b>SSANGYONG</b>						
Rexton W 2.7 AWD	20 / 20 inch	3 397 011 648	3 397 011 648	3 397 005 295	3 397 016 580	3 397 016 580
<b>SUZUKI</b>						
Baleno 1.3 TD, Baleno 1.2	21 inch, 18 inch	3 397 011 649	3 397 011 646		3 397 016 581	3 397 016 578
Grand Vitara [JT], Grand Vitara	19 / 19 inch	3 397 011 647	3 397 011 647	3 397 005 294	3 397 016 579	3 397 016 579
Kizashi 2.4i	24 inch, 19 inch	3 397 011 651	3 397 011 647		3 397 016 583	3 397 016 579
S-Cross 1.3 TD	26 inch, 14 inch	3 397 011 652	3 397 011 643		3 397 016 584	3 397 016 574
S-Cross 1.6 TD	26 inch, 14 inch	3 397 011 652	3 397 011 643			
<b>TATA MOTORS</b>						
407 3.0 Diesel LPT Turbo, Sumo 1.9 Diesel, 407 3.0D SFC Pickup, 207 DI EX, 407 3.0 Diesel SFC Turbo Bus, Xenon 2.2 CRDi Diesel, 207 DI Crew Cab, 407 3.0 Diesel LP, Sumo 1.9 Turbodiesel, Winger Van 1.9 D, 407 3.0, 407 LP Turbo Bus 3.0, 407 3.0 Diesel LPT, Sumo 1.9D Grande, 207 1.9 D, Cityride 407, 407 SFC 3.0, Sumo 3.0D Spacio, Tatamobile 2.0 Diesel CrewCab, Sumo 3.0 Diesel, 407 3.0 Diesel LP Turbo Bus, Sumo Gold 3.0 BS III, Winger 1.9 Diesel, 407 3.0 Diesel, Sumo Gold 3.0 d, Sumo Spacio 3.0 P5, Sumo 3.0 Diesel BS2 Spacio, Winger Dicor, Xenon Yodha 3.0TD 4x4, 407 3.0D Cityride NA, Sumo 3.0 Diesel 8V, 407 3.0 4WD, 407 Citiride 3.0, 407 3.0D SFC EX Turbo, Sumo 1.9 Turbodiesel 4x4, 407 3.0 Diesel SFC Turbo, 206 1.9 D, 207 DI 3.0 Diesel, 407 TurboBus SWB 3.0 D	20 / 20 inch	3 397 011 648	3 397 011 648	3 397 005 295	3 397 016 580	3 397 016 580
Bolt 1.2 T	, 12 inch		3 397 011 642			
Estate 1.9 Diesel, Sierra 1.9 Turbodiesel	19 / 19 inch	3 397 011 647	3 397 011 647	3 397 005 294	3 397 016 579	3 397 016 579
Indica 1.2 CNG	24 inch, 16 inch	3 397 011 651	3 397 011 644		3 397 016 583	3 397 016 576
Indica Vista 1.4i, Indica 1.2 LPG, Indica 1.4 Diesel, Indigo 1.4 Turbodiesel, Indica 1.4i, Movus 2.2TD, Indigo 1.2i eCS CNG, Indica 1.2i 8V, Indigo 1.2i CS, Indigo Marina 1.4TD, 1.4TD eV2, Indica 1.4 Diesel 8V, Indica Vista 1.3 TD, Indica Vista 1.4 Diesel 8V, Indigo 1.4i, Indica 1.4 Turbodiesel, Indigo Manza 1.2 TD, Indica Vista 1.2D, Indigo 1.4D	24/16 inch	3 397 011 651	3 397 011 644	3 397 010 057	3 397 016 583	3 397 016 576




## Vehicle Application: Bosch Eco and Clear Advantage Wiper Blade

Brand		Eco Wiper Blade			Clear Advantage Wiper Blade	
	Size					
		Driver Side	Passenger Side	Set	Driver Side	Passenger Side
Indigo 1.4D eCS, Indigo Marina 1.4 Diesel 16V, Indigo 1.2i, Indigo Marina 1.4i, Indica Vista 1.2i 8V, Indigo 1.4D CS, Indigo 1.2i eCS, Indigo 1.4i eCS, Indigo Manza 1.4i	24/16 inch	3 397 011 651	3 397 011 644	3 397 010 057		
Magic Iris CNG, Ace XL 0.7D, Ace (BS III) 0.7, Ace Zip 0.6, Ace Magic 0.7, Magic Iris, Ace (BS IV) 0.8, Ace Mega XL 0.8D D, Ace SuperAce 1.4, Ace Zip XL 0.6	20 / 17 inch	3 397 011 648	3 397 011 645	3 397 010 050	3 397 016 580	3 397 016 577
Safari 2.0 Turbodiesel 4x4	22 / 22 inch	3 397 011 650	3 397 011 650	3 397 005 296		
Safari 2.0 Turbodiesel, Safari 2.2 Diesel P5, Safari 2.2 Diesel 4WD, Safari 3.0D 4x4 Dicor, Safari 2.1i P5, Safari 2.2, Safari 4x2 Dicor, Safari 2.1i 4x4 VB	22 / 22 inch	3 397 011 650	3 397 011 650	3 397 005 296	3 397 016 582	3 397 016 582
Safari Storme 2.2D	22 / 22 inch	3 397 011 651	3 397 011 648	3 397 005 296	3 397 016 583	3 397 016 582
Safari Storme 2.2D 4X4, Safari Storme 2.2D 4x4	24 inch, 20 inch	3 397 011 651	3 397 011 648			
Sierra 1.9 Turbodiesel 4WD, Sierra 1.9 Diesel	19 / 19 inch	3 397 011 647	3 397 011 647	3 397 005 294		
Sumo 2.2D Grande	20 / 20 inch	3 397 011 648	3 397 011 648	3 397 005 295		
TIGOR 1.2	22 inch, 16 inch	3 397 011 650	3 397 011 644			
Tiago 1.0 BS IV Multi Drive, TIGOR 1.0	22/16 inch	3 397 011 650	3 397 011 644	3 397 010 055	3 397 016 582	3 397 016 576
Tiago 1.2 MPFi Multi Drive	22 inch, 16 inch	3 397 011 650	3 397 011 644		3 397 016 582	3 397 016 576
Xenon Utility 3.0TD 4x2, Xenon Yodha 3.0TD 4x2, Xenon BS3 3.0 4x2, Xenon BS3 3.0 4x4, Xenon Utility 3.0TD 4x4, Xenon 3.0D Double Cab, Xenon 2.2 CRDI 4WD	20 inch, 20 inch	3 397 011 648	3 397 011 648		3 397 016 580	3 397 016 580
ZEST 1.2 TD, Bolt 1.2 TD	24 inch, 12 inch	3 397 011 651	3 397 011 642		3 397 016 583	3 397 016 574
ZEST 1.24 TD XTA, ZEST 1.2 T	24 inch, 12 inch	3 397 011 651	3 397 011 642			
<b>TOYOTA</b>						
CAMRY BS6 Hybird	26 inch, 20 inch	3 397 011 652	3 397 011 648		3 397 016 584	3 397 016 580
Camry 2.4	, 20 inch		3 397 011 648			3 397 016 580
Camry 2.4 (2002.08 -2009.08) (P)	22 inch	3 397 011 650			3 397 016 582	
Camry 2.4 (2002.08 -2009.08) (P)	22 inch	3 397 011 650			3 397 016 583	
Camry 2.4 (2002.08 -2009.08) (P)	24 inch	3 397 011 651			3 397 016 582	
Camry 2.4 (2002.08 -2009.08) (P)	24 inch	3 397 011 651			3 397 016 583	
Camry 2.4 i, Camry 2.5 i	24 inch, 20 inch	3 397 011 651	3 397 011 648		3 397 016 583	3 397 016 580
Camry 2.5i Hybrid	26 inch, 18 inch	3 397 011 652	3 397 011 646		3 397 016 584	3 397 016 578




## Vehicle Application: Bosch Eco and Clear Advantage Wiper Blade

Brand		Eco Wiper Blade			Clear Advantage Wiper Blade	
	Size	 Driver Side	 Passenger Side	 Set	 Driver Side	 Passenger Side
Corolla Altis 1.4TD	26 inch, 14 inch	3 397 011 652	3 397 011 643		3 397 016 584	3 397 016 574
Corolla Altis 1.8	26 inch, 16 inch	3 397 011 652	3 397 011 644		3 397 016 584	3 397 016 574
Corolla Altis 1.8i	24/16 inch	3 397 011 644	3 397 011 644	3 397 010 057	3 397 016 583	3 397 016 576
Dyna 3.4 D, Land Cruiser 4.5 4x4	17 / 17 inch	3 397 011 645	3 397 011 645	3 397 005 292	3 397 016 577	3 397 016 577
Dyna Minivan 3.4 D	17 inch, 17 inch				3 397 016 577	3 397 016 577
Fortuner 2.8 TD	22/16 inch	3 397 011 650	3 397 011 644	3 397 010 055	3 397 016 582	3 397 016 576
Fortuner 2.8 TD 4X4, Fortuner 2.8 TD 4x4	22 inch, 16 inch	3 397 011 650	3 397 011 644		3 397 016 582	3 397 016 576
Fortuner [N5,N6], Fortuner 3.0 Diesel Turbo, Fortuner 2.5 Diesel, Fortuner 2.7	21 / 19 inch	3 397 011 649	3 397 011 647	3 397 010 053	3 397 016 581	3 397 016 579
Innova 2.0i, Corolla 1.8i, Innova Crysta 2.4TD BS-IV, Innova 2.5 CRDi, Corolla Altis 1.8 i, Innova 2.0, Innova 2.0 CNG, Innova Crysta 2.8 TD	24/16 inch	3 397 011 651	3 397 011 644	3 397 010 057	3 397 016 583	3 397 016 576
Innova Crysta 2.7 BS-IV	24 inch, 16 inch	3 397 011 651	3 397 011 644		3 397 016 583	3 397 016 576
Land Cruiser Prado [J12], Land Cruiser Prado 3.0 Diesel Turbo 4WD	22 inch, 21 inch	3 397 011 650	3 397 011 649		3 397 016 582	3 397 016 581
New Corolla Altis 1.8i	24/16 inch	3 397 011 651		3 397 010 057	3 397 016 583	3 397 016 576
Prius 1.8 Hybrid	, 16 inch					3 397 016 576
Prius [W30]	26 inch, 19 inch	3 397 011 652			3 397 016 584	3 397 016 579
Qualis 2.4 Diesel, Qualis 2.0i	16 / 16 inch	3 397 011 644	3 397 011 644	3 397 005 291	3 397 016 576	3 397 016 576
<b>VOLKSWAGEN</b>						
Ameo 1.2	24 inch, 16 inch	3 397 011 651	3 397 011 644		3 397 016 583	3 397 016 576
CrossPolo 1.5 TDi	24/16 inch	3 397 011 651	3 397 011 644	3 397 010 057	3 397 016 583	
Multivan T4 [70, 7D], Passat 1.8i	21 inch, 21 inch	3 397 011 649	3 397 011 649		3 397 016 581	3 397 016 581
Polo 1.6, Polo 1.5 TD, Vento 1.2, POLO, Polo 1.2D, Polo [6R1], Polo 1.5 TDi, Vento 1.5 TD, Vento 1.6 D, Vento 1.6 i, Ameo 1.5TDi, Vento 1.5 TDi	24/16 inch	3 397 011 651	3 397 011 644	3 397 010 057	3 397 016 583	3 397 016 576
<b>VOLVO</b>						
XC90 I [275]	24 inch, 20 inch	3 397 011 651	3 397 011 648		3 397 016 583	3 397 016 580




## Vehicle Application: Bosch Aerotwin Plus Wiper Blades

Brand		Aerotwin Plus		Aerotwin
	Size			Set
		Driver Side	Passenger Side	
<b>ABARTH</b>				
Punto 1.4	26 inch (Use adapter 4), 15 inch	3 397 006 952	3 397 006 942	
<b>ASTON MARTIN</b>				
Vantage Coupe, DB9, Rapide	26/20 inch			3 397 007 089
<b>AUDI</b>				
A3 [8PA] Sportback	24/19 inch (Attachment from above)			3 397 118 930
A3 [8VS, 8VM] Limousine, A3 [8V1, 8VK], A3 [8V7, 8VE] Cabriolet	26/18 inch (Wiper blade slightly shorter than original part)			3 397 007 864
A3, 35 TDI	26/18 inch (Wiper blade slightly shorter than original part)	3 397 006 952	3 397 006 945	3 397 007 864
A4 [8EC, B7], A4 [8E2, B6]	22/22 inch			3 397 009 016
A6	24 inch, 20 inch (Use adapter 1)	3 397 006 951	3 397 006 947	
A6 1.8 35 TFSI, A6 2.0 TFSI, A6 2.0 35 TDI	26/21 inch	3 397 006 952	3 397 006 948	3 397 007 639
A6 3.0 TDI Quattro (2007.10 -2011.06) (D), A6 [AU561], A6 2.7 TDI Avant quattro, A6 2.8 FSI Avant quattro, A6 [4F2, C6], A6 [4FH, C6] Allroad, A6 TFSI 3.0 Avant quattro Tiptronic	22/22 inch			3 397 009 017
A8 [4N, D5], A6 (2019.10-->) (P), Q8 4WD (2020.01-->) (P)	25/20 inch			3 397 014 726
A8L 4.0 TFSI quattro, 50 TDI, 60 TDI	27/20 inch	3 397 006 953	3 397 006 947	3 397 007 587
Q2 [GAB, GAG]	24/19 inch			3 397 007 860
Q3 1.4 TFSI, Q3 2.0 TFSI quattro	24/20 inch	3 397 006 951	3 397 006 948	3 397 007 298
Q5 2.0 TFSI quattro, Q5 [8RB], S5 [F5A, F5F] Sportback, Q5 3.0 TDI quattro, Q5 2.0 TDI quattro, A6 (2019.10-->) (P), A4 [8W2, 8WC, B9], S5 [8F7] Cabriolet, S4 [8K2, B8], A5 [8F7] Cabriolet, A5 2.0, RS5 [8T3] Coupe, A4 [8K2, B8], Q3 [8U]	24/20 inch			3 397 007 298
Q7 [4LB]	26/24 inch			3 397 007 216
Q7 [4MB, 4MG], A8 [4H, D4]	27/20 inch			3 397 007 587
RS Q8 quattro (2020.08-->) (P), Q8 4WD (2020.01-->) (P)	26/20 inch			3 397 014 728
RS Q8 quattro, Q8 4WD	26 inch (Use adapter 4), 20 inch (Use adapter 1)	3 397 006 952	3 397 006 947	
RS7 [4G, C7] Sportback, A6 [4G, C7], A6 3.0 TDI Quattro (2011.09-->) (D), S6 [4G, C7], RS6 [4G, C7] Avant, A7 [4G, C7] Sportback	26/21 inch			3 397 007 639
TT 3.2 V6 Coupe quattro	22/21 inch	3 397 006 949	3 397 006 948	3 397 014 531
TT [8J3] Coupe	22/21 inch			3 397 014 531
TT [8N3] Coupe	21 inch (Use adapter 4), 21 inch (Use adapter 4)	3 397 006 948	3 397 006 948	
TT [FV3, FVP] Coupe	24 inch, 21 inch (Use adapter 4)	3 397 006 951	3 397 006 948	

## Vehicle Application: Bosch Aerotwin Plus Wiper Blades




Brand		Aerotwin Plus		Aerotwin
	Size			Set
		Driver Side	Passenger Side	
e-tron [GEN], RS Q8 quattro (2020.08-->) (P), Q8 4WD (2020.01-->) (P), e-tron [GEA] Sportback	26/20 inch			3 397 014 622
<b>BENTLEY</b>				
Bentayga [4V1]	27/20 inch			3 397 007 587
<b>BMW</b>				
1 [F 20]	22/18 inch			3 397 014 094
2 [F 44] Gran Coupe				3 397 014 819
3 [E 90] (2007.09 -2011.10) (P), 3 [E 90] (2005.03 -2011.12) (P), 3 [E 90] (2007.09 -2010.03) (D)	24/19 inch (Side mounting)			3 397 007 073
3 [E 93] Cabrio, 3 [E 92] Coupe	24/18 inch			3 397 007 453
330 Li 2.0 T	24 inch, 19 inch	3 397 006 951	3 397 006 946	
330 Li, 3 [G 20], 320 Ld				3 397 014 775
330 i, 330 i GT	24/19 inch (Attachment from above)	3 397 006 951	3 397 006 946	3 397 118 930
5 [E 60], 520 d, 6 [E 63], 6 [E 64] Cabrio	24/23 inch			3 397 118 955
5 [F 07] GT, 7 [F 02]	26/18 inch			3 397 007 524
520 i, 5 [F 10]	26/18 inch	3 397 006 952	3 397 006 945	3 397 007 524
525 d	24/23 inch	3 397 006 950	3 397 006 951	3 397 118 955
530 i, 5 [G 30], 520d, 7 [G 12]	26/19 inch			3 397 007 310
620d Luxury Line, 630 i, 630d	26 inch (Use adapter 4), 18 inch (Use adapter 4)	3 397 006 952	3 397 006 945	
740 Li, 750 Li, 530d, 740 i, 730 i, M5 Competition 4x4	26/19 inch	3 397 006 952	3 397 006 946	3 397 007 310
840 i	26/17 inch			3 397 014 544
X 1 [E 84], 3 [E 90] (2007.09 -2011.10) (P), 3 [F 34] GT, 3 [E 90] (2005.03 -2011.12) (P), M 3 [F 80], 3 [E 90] (2007.09 -2010.03) (D), 3 [F 30]	24/19 inch (Attachment from above)			3 397 118 930
X 1 [F 48]	26/16 inch			3 397 014 350
X 3 xDrive 30 i, X 3 xDrive 20 d	26/20 inch			3 397 014 423
X 5 [E 70] (2010.04 -2013.06) (P), X 6 [E 71] (2010.04 -2014.06) (D), X 5 [E 70] (2006.11 -2008.09) (P), X 6 [E 71] (2008.05 -2014.06) (P), X 5 [E 70] (2010.04 -2013.06) (D), X 5 [E 70] (2008.10 -2010.03) (D), X 6 [E 71] (2009.09 -2014.06) (P)	24/19 inch			3 397 118 937
X 5 [E 70] (2010.04 -2013.06) (P), X 6 [E 71] (2010.04 -2014.06) (D), X 6 [E 71] (2008.05 -2014.06) (P), X 5 [E 70] (2010.04 -2013.06) (D), X 6 [E 71] (2009.09 -2014.06) (P)	24/19 inch			3 397 118 980
X4, X 5 xDrive 30 d, X 5 xDrive 40 i, X 4 xDrive 30 d, X 3 [F 25], X 4 xDrive 30 i	26 inch (Use adapter 4), 20 inch (Use adapter 1)	3 397 006 952	3 397 006 947	
X7, X 7 [G 07]	26/20 inch	3 397 006 952	3 397 006 947	3 397 007 089
Z4	22 inch, 21 inch (Use adapter 4)	3 397 006 949	3 397 006 948	
<b>BMW Mini</b>				
Cooper JCW Pro Edition	18/19 inch			3 397 014 142
Countryman Black Edition	23/21 inch			3 397 014 314
Mini [R 56], Mini [R 57] Cabrio	18/19 inch			3 397 007 861
Mini [R 60] Countryman	19/20 inch			3 397 014 530
<b>CHEVROLET</b>				

## Vehicle Application: Bosch Aerotwin Plus Wiper Blades




Brand		Aerotwin Plus		Aerotwin
	Size			Set
		Driver Side	Passenger Side	
TrailBlazer 2.8 Diesel 4x4	22/18 inch			3 397 014 154
<b>CITROEN</b>				
C5 Aircross [C84]				3 397 007 558
<b>FIAT</b>				
500 [312]	24/13 inch			3 397 007 300
Linea 1.4 i.e. 16V, Linea 1.3 Diesel Classic, Punto 1.2D, Punto Evo 1.2, Linea 1.4 T-Jet, Punto Evo 1.4, Punto Evo 1.4 MultiJet, Punto 1.4i, Grande Punto 90HP, Linea 1.2 TD, Grande Punto	26 inch (Use adapter 4), 15 inch	3 397 006 952	3 397 006 942	
<b>FORD</b>				
EcoSport 1 (2013.06-->) (P), EcoSport 1.5 TD (2013.06-2015.12) (D)	22 inch, 16 inch	3 397 006 949	3 397 006 943	
EcoSport 1 (2013.06-->) (P), EcoSport 1.5 TD (2013.06-2015.12) (D)	22 inch, 18 inch (Use adapter 4)	3 397 006 949	3 397 006 945	
EcoSport 1 (2013.06-->) (P), EcoSport 1.5 TD (2013.06-2015.12) (D)	26 inch (Use adapter 4), 16 inch	3 397 006 952	3 397 006 943	
EcoSport 1 (2013.06-->) (P), EcoSport 1.5 TD (2013.06-2015.12) (D)	26 inch (Use adapter 4), 18 inch (Use adapter 4)	3 397 006 952	3 397 006 945	
Mustang 5.0 V8 GT	22 inch, 20 inch (Use adapter 1)	3 397 006 949	3 397 006 947	
<b>HONDA</b>				
Civic 1.8i, Civic 1.3i 16V	28/23 inch			3 397 007 402
<b>HYUNDAI</b>				
Tucson 2.0, Tucson 2.0 MPI, Tucson 2.0 CRDi	26/16 inch			3 397 014 350
i20 N Line, i20 [BC3], i20 1.5				3 397 014 01R
<b>JAGUAR</b>				
F-Pace [X761]	26/19 inch			3 397 007 310
I-Pace [X590]	26/20 inch			3 397 014 622
XF 2.2 TD	28/17 inch	3 397 006 951	3 397 006 951	3 397 014 532
XF L 2.0 T, X[260] 2.0 20T	28/17 inch	3 397 006 953	3 397 006 944	3 397 014 532
XF [X260], XE [X760], XF Sportbrake [X260]	28/17 inch			3 397 014 532
<b>LAND ROVER GROUP</b>				
Discovery Si6 3.0 4x4	22/21 inch			3 397 007 045
Evoque [LV,L538]	24/21 inch			3 397 007 209
Freelander 2 [LF]	24/19 inch (Attachment from above)			3 397 118 930
Range Rover Evoque 2.0 TD AWD	24/21 inch	3 397 006 950	3 397 006 948	3 397 007 209
Range Rover IV [LG,L405], Range Rover Sport 5.0 V8 S/C SVR 4X4, Range Rover Sport [LW,L494], Range Rover Sport 5.0 V8 Supercharged	24/20 inch			3 397 014 316
<b>LEXUS</b>				
NX 300h 4WD				3 397 014 157
RX 450HL	26/20 inch	3 397 006 952	3 397 006 947	3 397 007 089
<b>MASERATI</b>				
Levante, Ghibli S	26 inch (Use adapter 4), 18 inch (Use adapter 4)	3 397 006 952	3 397 006 945	
<b>MAYBACH</b>				



## Vehicle Application: Bosch Aerotwin Plus Wiper Blades

Brand		Aerotwin Plus		Aerotwin
	Size			Set
		Driver Side	Passenger Side	
240-Serie	27/27 inch			3 397 118 947
<b>MERCEDES-BENZ</b>				
A-Klasse [176] (2013.06 -2018.05) (P), A-Klasse [177] Limousine, CLA 200, CLA-Klasse [117] (2016.04 -2019.03) (P), A-Klasse [177], A-Klasse [176] (2015.07 -2018.05) (D), GLA-Klasse [156] (2015.07 -2020.12) (D), GLA-Klasse [156] (2013.12 -2020.10) (P)	24/19 inch			3 397 014 205
A-Klasse [176] (2013.06 -2018.05) (P), CLA-Klasse [117] (2014.07 -2015.06) (D), GLA-Klasse [156] (2017.11 -2015.06) (P), A-Klasse [176] (2015.07 -2018.05) (D), GLA-Klasse [156] (2013.10 -2015.06) (D), GLA-Klasse [156] (2013.12 -2020.10) (P), CLA-Klasse [117] (2017.11 -2015.06) (P), GLA-Klasse [156] (2016.10 -2015.06) (D), A-Klasse [176] (2013.06 -2014.12) (D)	24/19 inch (Attachment from above)			3 397 118 930
AMG E 53 4MATIC+, E-Klasse [213], E 200 D, E 200 L	24/22 inch			3 397 014 243
B-Klasse [246]	26/19 inch	3 397 006 952	3 397 006 946	3 397 014 207
C 200 KOMPRESSOR (2008.01 -2010.03) (P), C-Klasse [204] (2008.02 -2014.12) (P), C 250 (2008.06 -2011.05) (P), C-Klasse [204] (2008.09 -2014.12) (D)	24/24 inch			3 397 009 054
C 200 KOMPRESSOR (2008.01 -2010.03) (P), C-Klasse [204] (2008.02 -2014.12) (P), E-Klasse [212] (2011.04 -2015.08) (P), CLS-Klasse [218] Coupe (2010.10 -2014.12) (P), E-Klasse [212] (2008.12 -2014.12) (D), E-Klasse [212] (2010.12 -2013.12) (D), E-Klasse [212] (2012.08 -2016.08) (P), E 200 CGI BlueEFFICIENCY (2013.07-->) (P), E-Klasse [212] (2008.12 -2016.08) (D), C-Klasse [204] (2008.09 -2014.12) (D), C-Klasse [204] (2012.10 -2014.12) (D), E-Klasse [207] Cabrio (2008.11 -2012.12) (P), E 200 CGI BlueEFFICIENCY (2010.08 -2013.06) (P), E-Klasse [212] (2008.08 -2010.11) (D), C 220 CDI (2010.11 -2011.12) (D), E-Klasse [207] Cabrio (2013.02 -2017.08) (P), C-Klasse [204] (2009.04 -2014.12) (P), C 250 (2008.06 -2011.05) (P), CLS-Klasse [218] Coupe (2010.10 -2017.12) (P), E 350 CDI (2009.11 -2013.06) (D), E-Klasse [207] Coupe	24/24 inch			3 397 009 087
C 250, E 200 CGI BlueEFFICIENCY, E 350 CDI, C 200 KOMPRESSOR	24 inch, 24 inch	3 397 006 951	3 397 006 951	
C-Klasse [204] (2008.02 -2014.12) (P), E-Klasse [212] (2011.04 -2015.08) (P), CLS-Klasse [218] Coupe (2010.10 -2014.12) (P), E-Klasse [212] (2008.12 -2014.12) (D), E-Klasse [212] (2012.08 -2016.08) (P), E 200 CGI BlueEFFICIENCY (2013.07-->) (P), E-Klasse [212] (2008.12 -2016.08) (D), C-Klasse [204] (2008.09 -2014.12) (D), C-Klasse [204] (2012.10 -2014.12) (D), C 220 CDI (2010.11 -2011.12) (D), CLS-Klasse [218] SB, E-Klasse [207] Cabrio (2013.02 -2017.08) (P), C-Klasse [204] (2009.04 -2014.12) (P), CLS-Klasse [218] Coupe (2010.10 -2017.12) (P), E 350 CDI (2009.11 -2013.06) (D)	24/24 inch			3 397 009 826
C-Klasse [205] (2013.12 -2019.02) (P), C-Klasse [205] (2014.09-->) (P), SLK-Klasse [172], SLK-Klasse [171]	22/21 inch			3 397 014 531
C-Klasse [205] (2013.12 -2019.02) (P), C-Klasse [205] (2016.05-->) (P), EQC-Klasse [293], C-Klasse [205] (2014.09-->) (P), C-Klasse [205] (2016.03-->) (D), C-Klasse [205] (2018.10-->) (D), GLC-Klasse [253], C 300 Cabrio, C-Klasse [205] (2019.08-->) (P), GLC-Klasse [253] Coupe	22/22 inch			3 397 009 844
CLK-Klasse [209] Cabrio, C-Klasse [203]	22/22 inch			3 397 009 016
E 280 3.0, E 200 KOMPRESSOR, CLS 500, E 220 CDi '08, E 230 2.5, E 350 (2006.10 -2007.06) (P)	26/26 inch	3 397 006 952	3 397 006 952	3 397 118 949
E 350 (2009.09-->) (P)	24/24 inch	3 397 006 951	3 397 006 951	3 397 009 826
E 350 Coupe, E 350 (2009.09-->) (P), E 350 Cabriolet, E 250	24/24 inch	3 397 006 951	3 397 006 951	3 397 009 087
E-Klasse [211], CLS-Klasse [219], CLS 320 CDi, SL-Klasse [230]	26/26 inch			3 397 118 949

## Vehicle Application: Bosch Aerotwin Plus Wiper Blades

Brand		Aerotwin Plus		Aerotwin
	Size			Set
		Driver Side	Passenger Side	
G550 G-CLASS, G-Klasse [463]				3 397 009 201
GLA-Klasse [247]	26/19 inch			3 397 014 207
GLS-Klasse [166], GLE 450 AMG Coupe 4MATIC, GLE-Klasse [166], GL-Klasse [166], GLE 250 d	26/23 inch			3 397 007 855
GLS-Klasse [167], GLE-Klasse [167]				3 397 014 833
M-Klasse [164], R 350 CDI, R-Klasse [251], GL-Klasse [164]	28 inch, 21 inch (Use adapter 4)	3 397 006 953	3 397 006 948	
M-Klasse [166]	26/23 inch	3 397 006 953	3 397 006 948	3 397 007 855
S 350 L	26 inch (Use adapter 4), 26 inch (Use adapter 4)	3 397 006 952	3 397 006 952	
S 400, S 350 CDI, S-Klasse [222]	26 inch (Use adapter 4), 22 inch	3 397 006 952	3 397 006 949	
S 500 L	27/27 inch	3 397 006 952	3 397 006 952	3 397 118 947
S-Klasse [220], CL-Klasse [216], S-Klasse [221]	27/27 inch			3 397 118 947
<b>PORSCHE</b>				
911 Turbo S	22/18 inch	3 397 006 948	3 397 006 950	3 397 007 698
911 [991], Boxster [981], 718 Boxster [982], Cayman [981C], 911 [991] Cabriolet, 718 Cayman [982C]	22/18 inch			3 397 007 698
Cayenne Coupe	26/21 inch	3 397 006 952	3 397 006 949	3 397 007 639
Cayenne [9PA], Cayenne [92A]	26/26 inch			3 397 118 943
Macan 3.6 Turbo Performance, Macan [95B]	24/20 inch			3 397 007 298
Panamera [970]	26 inch (Use adapter 4), 20 inch (Use adapter 1)	3 397 006 952	3 397 006 947	
Taycan [Y1B] Cross Turismo	26/20 inch			3 397 014 622
<b>RENAULT</b>				
CAPTUR BS6	28/13 inch	3 397 006 953	3 397 006 941	3 397 014 405
Captur 1.5, Captur 1.5 D	26/14 inch			3 397 014 261
Fluence [L3]	24/16 inch			3 397 007 118
Koleos [HY]	24/19 inch (Attachment from above)			3 397 118 930
Laguna III [BT]	26/16 inch			3 397 007 423
<b>SKODA</b>				
Fabia 1.6 i	21 inch (Use adapter 4), 21 inch (Use adapter 4)	3 397 006 948	3 397 006 948	
Fabia [5J2, 542]	21/21 inch			3 397 009 052
Kodiaq [NS, NV]	24/20 inch			3 397 007 298
Laura	24/19 inch			3 397 118 937
Laura 2.0 TDI, Laura 1.9 TDI, Laura 1.8i	24 inch, 19 inch	3 397 006 951	3 397 006 946	
Octavia 1.4 TSI	24/19 inch	3 397 006 951	3 397 006 946	3 397 007 860
Octavia [5E3]	24/19 inch			3 397 007 860
Superb [3T4]	24/18 inch			3 397 007 188
Superb [3U4]	21/21 inch			3 397 118 926

## Vehicle Application: Bosch Aerotwin Plus Wiper Blades

Brand		Aerotwin Plus		Aerotwin
	Size			Set
		Driver Side	Passenger Side	
Superb [3V3]	26/18 inch (Wiper blade slightly shorter than original part)			3 397 007 864
Yeti [5L7]	24/19 inch			3 397 118 980
<b>TOYOTA</b>				
Prius 1.8 Hybrid	28/16 inch			3 397 014 246
<b>VOLKSWAGEN</b>				
Beetle [5C1]	21 inch (Use adapter 4), 21 inch (Use adapter 4)	3 397 006 948	3 397 006 948	
Passat 2.0 TD	26/18 inch (Wiper blade slightly shorter than original part)	3 397 006 952	3 397 006 946	3 397 007 864
Passat [362] (2010.11 -2014.12) (D), Jetta [162]	24/19 inch			3 397 007 860
Passat [362] (2010.11 -2014.12) (D), Passat [3C2]	24/19 inch			3 397 118 980
Polo 1.6	24 inch, 16 inch	3 397 006 951	3 397 006 943	
T-ROC BS6	26/20 inch	3 397 006 952	3 397 006 947	3 397 014 622
Tiguan [AD1]	26/21 inch			3 397 007 639
Touareg [7LA], Touareg [7P5]	26/26 inch			3 397 118 943
<b>VOLVO</b>				
S60 2.4 TD D5	24 inch, 21 inch (Use adapter 4)	3 397 006 951	3 397 006 948	
S60 I [384], XC90 I [275]	24/21 inch	3 397 006 951	3 397 006 948	3 397 007 209
S80 I	24/21 inch			3 397 007 209
S80 II [124], XC60 I [156], S60 II [134], S60 [134] Cross Country	26/20 inch	3 397 006 952	3 397 006 947	3 397 007 089
V40 2.0 TD D3 Cross Country, V40 [526] Cross Country	26/19 inch			3 397 007 310
V60 [155]	26/20 inch			3 397 007 089
V90 II [235], XC90, XC90 II [256], XC40, S90 II [234]	24/20 inch			3 397 007 298
XC60 II [246]				3 397 110 008

# Bosch Wiper Blade Programme

## Part Number Reference



### ECO (SINGLE)

Part Number	inch	mm
3397011642	12	300
3397011643	14	350
3397011644	16	400
3397011645	17	425
3397011646	18	450
3397011647	19	475
3397011648	20	500
3397011649	21	525
3397011650	22	550
3397011651	24	600
3397011652	26	650



### CLEAR ADVANTAGE

Part Number	inch	mm
3397016574	13	340
3397016575	15	375
3397016576	16	400
3397016577	17	425
3397016578	18	450
3397016579	19	475
3397016580	20	500
3397016581	21	525
3397016582	22	550
3397016583	24	600
3397016584	26	650




### ECO (SET)

Part Number	inch	mm
3397004875	13/13	325/325
3397005291	16/16	400/400
3397005292	17/17	430/430
3397005293	18/18	450/450
3397005294	19/19	480/480
3397005295	20/20	500/500
3397005296	22/22	550/550
3397010050	20/17	500/430
3397010051	20/18	500/450
3397010053	21/19	530/480
3397010054	18/16	450/400
3397010055	22/16	550/400
3397010057	24/16	610/400
3397010060	22/14	550/350
3397010292	24/19	610/480
3397010296	21/12	530/300



### AEROTWIN (SINGLE)

Part Number	inch	mm
3397006942	15	380
3397006943	16	400
3397006944	17	425
3397006945	18	450
3397006946	19	475
3397006947	20	500
3397006948	21	530
3397006949	22	550
3397006950	23	575
3397006951	24	600
3397006952	26	650



# What drives you, drives us

Bosch technologies are used in most vehicles worldwide. People, and assuring their mobility, is what we are focused on.

Therefore, we have dedicated over 130 years of pioneering spirit and expertise in research and manufacturing to achieving this.

We provide the aftermarket and workshops worldwide with modern diagnostic and workshop equipment and a wide range of spare parts for passenger cars and commercial vehicles:

- ▶ Solutions for efficient vehicle repairs
- ▶ Innovative workshop equipment and software
- ▶ One of the world's most comprehensive ranges of new and exchange parts
- ▶ Large network of wholesale customers, for quick and reliable parts supply
- ▶ Competent hotline support
- ▶ Comprehensive educational and training offers
- ▶ Targeted sales and marketing support


Scan the below QR code to place your orders on the Bosch Infocomm App



Please contact your nearest Bosch Main Distributor to enroll in the Bosch Rewards Programme / register in the Bosch Infocomm App



**Bosch Limited**  
**Automotive Aftermarket**  
P. B. No: 3000, Hosur Road, Aduodi  
Bengaluru – 560 030

 /BoschAutoPartsIndia | [ap.boschaftermarket.com/in/en](https://ap.boschaftermarket.com/in/en)  
Toll-free No: 1800 108 1081







