

# Bosch Wiper Blades



**BOSCH**

Invented for life

# Bosch Wiper Blades

A wide range to meet all the requirements

Bosch offers a wide program range with different price to performance propositions to suit every customer requirement.

In addition, Bosch's worldwide presence guarantees broad market coverage, regardless of the country of origin of the vehicle.



## AEROTWIN

**Advanced technology for Maximum Performance and Durability**

- ▶ Innovative and original equipment technology, for applications with special connection.
- ▶ Bosch rubber technology with Power Protection Plus coating ensures a smooth and quiet wiping performance for longer service life.
- ▶ Bosch beam bending technology with Evodium steel provides uniform force distribution across the spring strip for consistent performance across the windshield.



Page. 4

## AEROFIT

**Efficient wiping for longer service life**

- ▶ The new generation of aerodynamic Bosch wiper blades replaces the conventional wiper blade on vehicles with a hook-type arm.
- ▶ Bosch Flat blade design reduces exposed metal parts for higher resistance to wear and corrosion on the frame.
- ▶ Graphite treated wiping edge reduces friction for a quiet and smooth wipe.



Page. 6

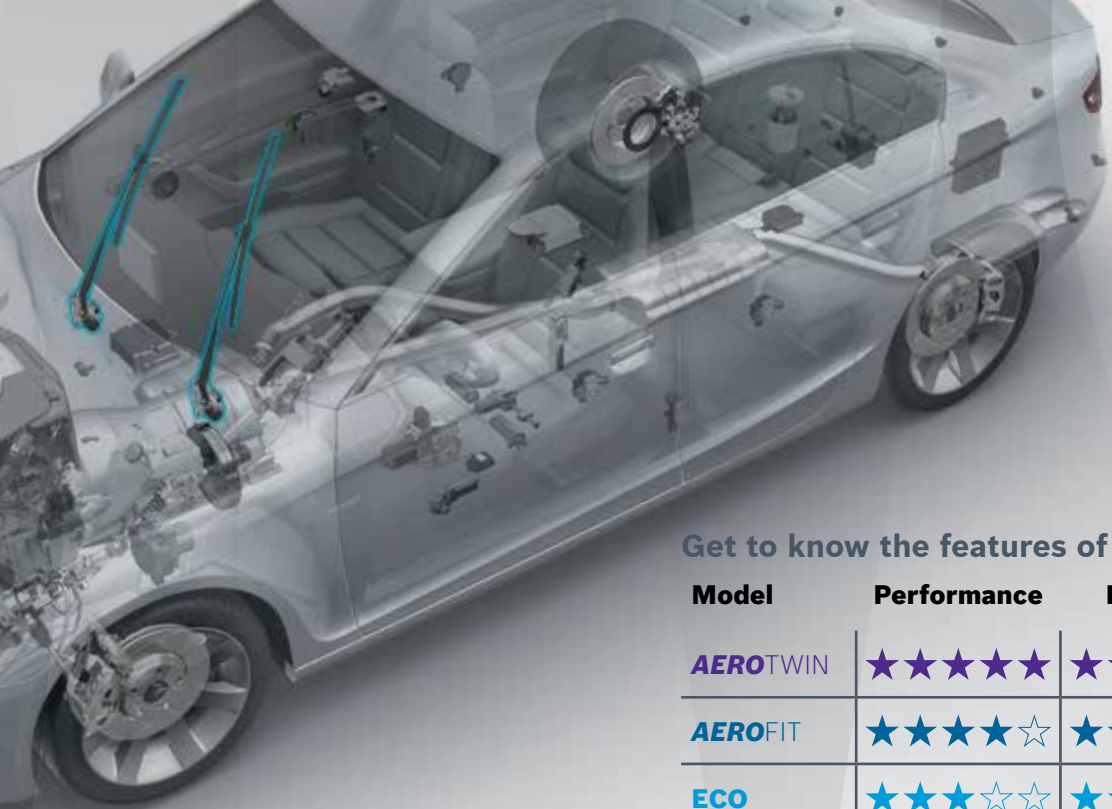
## ECO

**Quality and safety at more attractive prices**

- ▶ Better cost / benefit and high coverage.
- ▶ 100% Ecologically Produced Natural Rubber
- ▶ Quick and easy installation with the Quick-clip adapter
- ▶ Modern sleeve type packaging.



Page. 8




### Get to know the features of the Bosch program

Model	Performance	Life Time	Silence
<b>AEROTWIN</b>	★★★★★	★★★★★	★★★★★
<b>AEROFIT</b>	★★★★☆	★★★★☆	★★★★☆
<b>ECO</b>	★★★☆☆	★★★☆☆	★★★☆☆
<b>TWIN</b>	★★★★☆	★★★★☆	★★★★☆

Bosch was the company that created the wiper blades system and continues to be a leader in innovation and technology, granting the maximum efficiency and longer life time of this important safety element.

## TWIN


- ▶ **Premium wiping performance for longer durability**
- ▶ For drivers looking for durability, ideal for fleet operators and trucks.
- ▶ Double anticorrosive paint, which prevents corrosion and guarantees a longer service life.
- ▶ 2-component extruded rubber ensures consistent wiping performance and durability.



Page. 10

## Rear

- ▶ **Maximum vehicle coverage with Original Equipment equivalent performance**
- ▶ Excellent cleaning action.
- ▶ Original equipment quality.
- ▶ Quick and easy application.




Page. 12

## For Heavy Duty vehicles

**Greater visibility for professionals**

- ▶ Special rubber coating for a smooth and quiet wipe.
- ▶ Robust blade structure to withstand harsh weather conditions.
- ▶ The special treatment on the rubber ensures a perfect cleaning.



Page. 14

# Bosch AEROTWIN Wiper Blades

Maximum performance with innovative technology rubber

Bosch has developed an internal treatment of rubber, **Power Protection Plus**, with many advantages in relation to the other wiper blades on the market, which only have a superficial treatment of rubber.

See how the **Power Protection Plus** optimizes the efficiency of the wiper blades:



### Gentle Wiper Action

Power Protection Plus reduces the friction between the rubber edge and the windshield, reducing chattering and running noise.




### Better Visibility

Power Protection Plus removes streaks and deposits on the windshield for optimum wiping performance.





### Longer Lasting

More robust and resistant rubber, together with the uniform force of the *Evodium* flexible spring strip, further increase its durability.



**Easy assembly instructions to change them quickly and safely**

The assembly instructions come in the packaging and the QR code takes you directly to the installation video on the internet.



# Bosch AEROTWIN Plus

## Wider coverage with only 12 models

- ▶ Its system combines 12 sizes of wiper blades and 5 adapters, replacing the original 100 wiper blades sets.
- ▶ The wipers adapt to 11 different types of wiper blades.

Code	Number	Measure		Braço/ Adaptador
		Inch	mm	
AP 13 M	3 397 013 057	13	340	1, 2, 4, 5
AP 15 M	3 397 013 058	15	380	1, 2, 4, 5
AP 16 M	3 397 013 059	16	400	1, 2, 4, 5 <sup>(A)</sup>
AP 17 M	3 397 013 060	17	425	1, 2, 4, 5
AP 18 M	3 397 013 061	18	450	1, 2, 4, 5 <sup>(A)</sup>
AP 19 M	3 397 013 062	19	475	1, 2, 4, 5 <sup>(A)</sup>
AP 20 M	3 397 013 063	20	500	1, 2, 4, 5 <sup>(A)</sup>
AP 21 M	3 397 013 064	21	530	1, 2, 4, 5
AP 22 M	3 397 013 065	22	550	1, 2, 4, 5 <sup>(A)</sup>
AP 24 M	3 397 013 066	24	600	1, 2, 4, 5 <sup>(A)</sup>
AP 26 M	3 397 013 181	26	650	1, 2, 4, 5 <sup>(A)</sup>
AP 28 M	3 397 013 182	28	700	1, 2, 4, 5

<sup>(A)</sup> Adapter 3 will be included

Obs: for complete information on product availability and application, check the catalog.

# Bosch AEROTWIN

## Special connections

- ▶ Sets developed for specific applications.
- ▶ They adapt precisely to the curvature of the windshield, increasing efficiency and durability.
- ▶ Pre-assembled OE connections, quick and easy installation.

Code	Number	Measure		Arm/ Adapter
		Inch	mm	
A 017 S	3 397 009 017	22 / 22	555 / 555	6
A 053 S	3 397 009 053	24/24	600/600	1
A 093 S	3 397 007 093	28/21,2	700/530	2B
A 100 S	3 397 007 100	28/26	700/650	2B
A 117 S	3 397 007 117	26 / 22	650 / 550	3
A 120 S	3 397 007 120	30/26	750/650	2A
A 299 S	3 397 007 299	24/14	600/340	2A
A 313 S	3 397 007 313	31 / 30	800 / 750	1
A 426 S	3 397 007 426	26/19	650/475	3
A 430 S	3 397 007 430	24/21	600/530	2A
A 523 S	3 397 007 523	26/18	650/450	1
A 821 S	3 397 009 821	24/24	600/600	4
A 843 S	3 397 009 843	22/22	550/550	8
A 854 S	3 397 007 854	26/23	650/575	2A
A 922 S	3 397 118 922	20/20	500/500	2B
A 929 S	3 397 118 929	24/19	600/475	2B
A 931 S	3 397 118 931	22/18	550/450	1
A 933 S	3 397 118 933	22 / 22	550 / 550	7
A 934 S	3 397 118 934	22/22	555/555	6
A 938 S	3 397 118 938	24/24	600/600	1
A 942 S	3 397 118 942	26 / 26	650 / 650	Special Side Lock
A 946 S	3 397 118 946	27 / 27	680 / 680	Special Mercedes Side Lock
A 948 S	3 397 118 948	26 / 26	650 / 650	Special Mercedes Side Lock
A 955 S	3 397 118 955	24/23	600/575	2B
A 967 S	3 397 118 967	26/23	650/575	2B
A 970 S	3 397 118 970	24/20	600/500	1
A 976 S	3 397 118 976	28/28	700/700	1

## AEROTWIN Plus and AEROTWIN Arms and Adapters

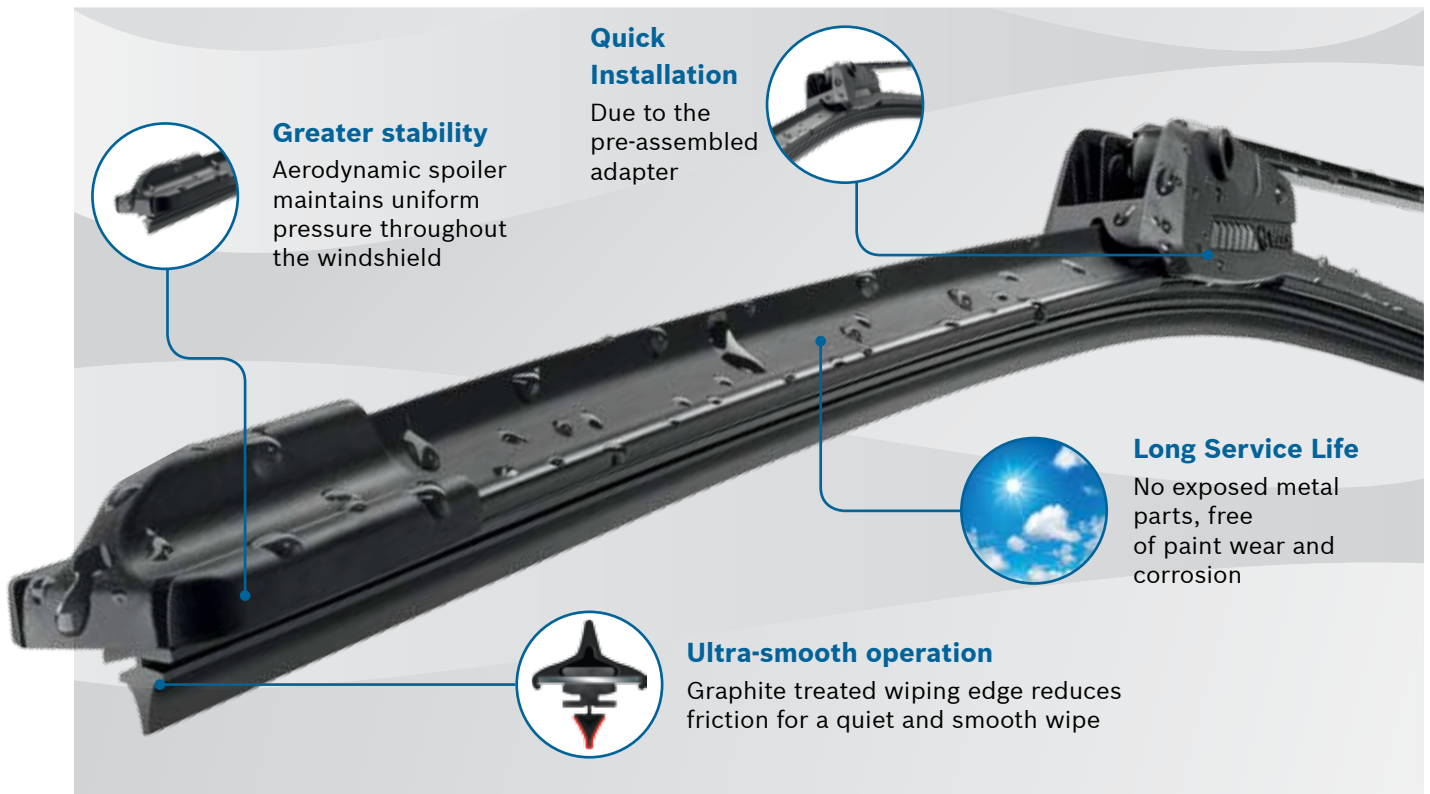
Reference	Types of covered arms			Adapter
1				
2	19 mm			
3				
4	16 mm	16 mm		
5				
6				
7				
8				



**AEROTWIN**  
30% more  
Life Time


# Bosch AEROFIT Wiper Blades

The aerodynamic generation at your fingertips



## Bosch technology for efficient performance in any climate condition

- ▶ Aerodynamic design: maintains uniform pressure throughout the windshield.
- ▶ Longer service life, without exposed metal parts, free from paint wear and corrosion.
- ▶ Graphite treated wiping edge reduces friction for a quiet and smooth wipe.
- ▶ Re-closable packaging with see-through window allows clear visibility of the product without damaging the packaging.






## Installation guide

Scan the QR code and watch the installation video.



# Bosch AEROFIT Program

 Code	 Number	 Measurement		Arm
		Inch	mm	
AF 14	3 397 006 888	14	350	G
AF 15	3 397 006 889	15	380	G
AF 16	3 397 006 890	16	400	G
AF 17	3 397 006 891	17	430	G
AF 18	3 397 006 892	18	450	G
AF 19	3 397 006 893	19	475	G
AF 20	3 397 006 894	20	500	G
AF 21	3 397 006 895	21	530	G
AF 22	3 397 006 896	22	550	G
AF 23	3 397 006 897	23	575	G
AF 24	3 397 006 898	24	600	G
AF 26	3 397 006 899	26	650	G

## Blades

G = Gancho, 9x3, 9x4 Hook Arm Connection



# Bosch ECO Wiper Blades

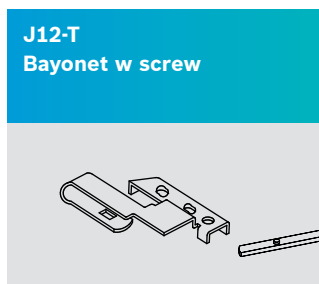
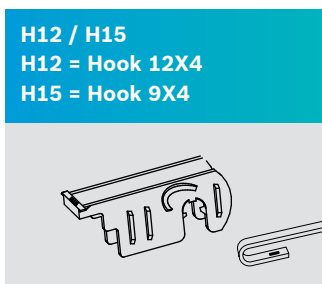
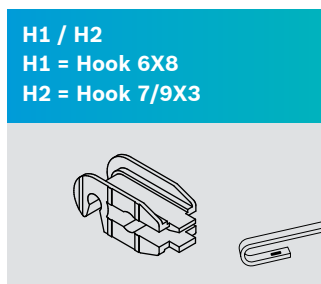
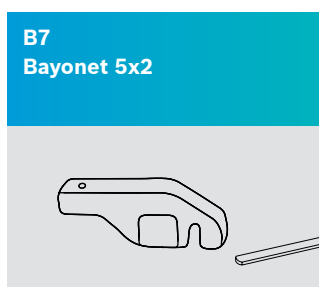
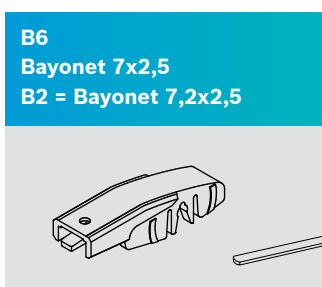
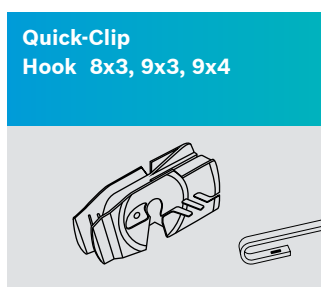
High quality standard



## Price competitive wiper blade for maximum reliability, efficiency and safety of the driver




- ▶ Modern easy to open packaging.
- ▶ 100% Ecologically Produced Natural Rubber.
- ▶ Quick and easy application with Quick-Clip adapter.
- ▶ Graphite coated rubber edge for an efficient and quiet wipe.

## ECO program adapters





## Bosch ECO Program - Front

 Code	 Number	 Measurement		 Arm / Adapter
		Inch	mm	
<b>B 011</b>	3 397 005 719	11 / 11	300 / 300	H1/H2; B6; B7
<b>B 014</b>	3 397 005 720	14 / 14	350 / 350	H1/H2; B2; B6
<b>B 015</b>	3 397 010 041	19 / 17	480 / 430	Quick Clip
<b>B 017</b>	3 397 010 045	22 / 18	550 / 450	Quick Clip
<b>B 018</b>	3 397 005 822	18 / 18	450 / 450	Quick Clip; H2; B2; B6
<b>B 023</b>	3 397 010 046	22 / 19	550 / 480	Quick Clip
<b>B 050</b>	3 397 005 282	17 / 17	430 / 430	Quick Clip
<b>B 056</b>	3 397 005 283	18 / 18	450 / 450	Quick Clip
<b>B 057</b>	3 397 010 042	20 / 18	500 / 450	Quick Clip
<b>B 130</b>	3 397 005 281	16 / 16	400 / 400	Quick Clip; H2; B2; B6
<b>B 175</b>	3 397 004 765	18	450	Quick Clip
<b>B 178</b>	3 397 005 285	20 / 20	500 / 500	Quick Clip
<b>B 180</b>	3 397 005 284	19 / 19	480 / 480	Quick Clip; H2
<b>B 314</b>	3 397 010 408	22 / 16	550 / 400	Quick Clip
<b>B 315</b>	3 397 010 131	22 / 15	550 / 380	Quick Clip
<b>B 316</b>	3 397 010 409	24 / 16	600 / 400	Quick Clip
<b>B 324</b>	3 397 010 279	24 / 22	600 / 550	Quick Clip
<b>B 340</b>	3 397 010 040	21 / 19	530 / 480	Quick Clip
<b>B 362</b>	3 397 010 319	24 / 16	660 / 410	Quick Clip
<b>B 369</b>	3 397 010 411	24 / 20	600 / 500	Quick Clip
<b>B 530</b>	3 397 005 286	21 / 21	530 / 530	Quick Clip
<b>B 550</b>	3 397 005 287	22 / 22	550 / 550	Quick Clip
<b>B 551</b>	3 397 010 047	22 / 20	550 / 500	Quick Clip
<b>B 604</b>	3 397 010 048	24 / 18	600 / 450	Quick Clip
<b>S 14</b>	3 397 004 911	14	350	Quick Clip; H1; B6; B7
<b>S 15</b>	3 397 011 296	15	380	Quick Clip
<b>S 16</b>	3 397 004 912	16	410	Quick Clip; H2; B2; B6
<b>S 17</b>	3 397 004 913	17	430	Quick Clip; H2; J12-T
<b>S 18</b>	3 397 004 914	18	450	Quick Clip; H2; B2; B6
<b>S 19</b>	3 397 004 915	19	480	Quick Clip; H2
<b>S 20</b>	3 397 004 916	20	500	Quick Clip
<b>S 21</b>	3 397 004 917	21	530	Quick Clip
<b>S 22</b>	3 397 004 918	22	550	Quick Clip
<b>S 24</b>	3 397 004 910	24	600	Quick Clip
<b>S 26</b>	3 397 004 938	26	660	Quick Clip
<b>S 28</b>	3 397 011 517	28	700	H12 ; H15

# Bosch Twin Wiper Blades

Top performance standard



## Wiper blades for the demanding drivers

- ▶ Higher efficiency and durability.
- ▶ Robust frame design for greater wiping stability.
- ▶ Double corrosion protection enables the robust all-metal bracket system to withstand harsh weather conditions.
- ▶ TWIN rubber compound technology provides a flexible wiper rubber for effective flip-over providing a quiet wipe, while the hard rubber lip ensures longer service life.

## Bosch TWIN

Proven for high efficiency and performance.





## Bosch TWIN Program

Code	Number	Measurement		Arm / Adapter
		Inch	mm	
280	3 397 118 801	11 / 11	280 / 280	G (7×2,5, 9×3)
380 U*	3 397 011 353	15	380	G (8×3, 9×3, 9×4)
400	3 397 118 610	16 / 16	400 / 400	G (8×3, 9×3, 9×4)
420	3 397 118 500	17 / 17	420 / 420	G (8×3, 9×3, 9×4)
450	3 397 118 505	18/18	450/450	G
480	3 397 118 540	19 / 19	475 / 475	G
500	3 397 118 560	20 / 20	500 / 500	G (8×3, 9×3, 9×4)
532 S	3 397 118 404	21/20	530 / 500	G
533 S	3 397 118 406	21/19	530 / 475	G (8×3, 9×3, 9×4)
550	3 397 118 420	22 / 22	550 / 550	G (8×3, 9×3, 9×4)
394 S	3 397 001 394	23 / 20	580 / 500	G (9×4)
600*	3 397 018 300	24	600	G
801	3 397 001 801	24/21	600/530	G
608 S	3 397 118 308	24 / 22	600 / 550	G (9×4)
539	3 397 001 539	26 / 22	650 / 550	Especial
650 U*	3 397 004 587	26	650	G
702 S	3 397 118 204	28 / 26	700 / 650	G (8×3, 9×3, 9×4)

### Blades

G = Gancho, Hook Arm Connection



\*Unit

### Features and Benefits

- 1 Robust frame design for greater wiping stability
- 2 Flexible wiper rubber ensures effective flip-over for a quiet wipe
- 3 Hard rubber lip ensures longer service life



# Bosch Rear Wiper Blades

Ideal solution for your vehicle



## Bosch Rear Program : Maximum vehicle coverage with Original Equipment equivalent performance

- ▶ Factory replacement for original performance.
- ▶ Quick and easy installation.
- ▶ Graphite coated rubber edge for an efficient and quiet wipe.
- ▶ Program available in the AEROTWIN, ECO and REAR lines.






## Bosch Rear Wiper Blades

Exceptional performance for greater rear visibility.



## Bosch Rear wiper blades Program

 Code	 Number	 Measurement		Type of wiper blades	Arm / Adapter
		Inch	mm		
<b>A 280 H</b>	3 397 008 005	11	280	AEROTWIN	Special
<b>A 282 H</b>	3 397 008 634	11	280	AEROTWIN	Special
<b>A 330 H</b>	3 397 008 006	13	330	AEROTWIN	Special
<b>A 350 H</b>	3 397 008 054	14	350	AEROTWIN	Special
<b>A 360 H</b>	3 397 008 997	15	380	AEROTWIN	Special
<b>A 380 H</b>	3 397 008 050	15	380	AEROTWIN	Special
<b>A 400 H</b>	3 397 008 009	16	400	AEROTWIN	Special
<b>10E</b>	3 397 011 593	11	270	ECO	Special
<b>12E</b>	3 397 011 594	12	305	ECO	Special
<b>13E</b>	3 397 011 595	13	335	ECO	Special
<b>14E</b>	3 397 011 596	14	355	ECO	Special
<b>15E</b>	3 397 011 597	15	380	ECO	Special
<b>16E</b>	3 397 011 598	16	406	ECO	Special
<b>H 308</b>	3 397 011 628	12	300	Conventional	Special
<b>H 340</b>	3 397 004 754	13,6	340	Conventional	G (7×2,5, 9×3)
<b>H 425</b>	3 397 004 561	17	425	Conventional	Special
<b>H 240</b>	3 397 011 677	9,6	240	Plastic design	Special
<b>H 252</b>	3 397 011 965	10	250	Plastic design	Special
<b>H 281</b>	3 397 011 428	11	280	Plastic design	Special
<b>H 840</b>	3 397 004 802	11,5	290	Plastic design	Special
<b>H 300</b>	3 397 004 628	12	300	Plastic design	Special
<b>H 301</b>	3 397 004 629	12	300	Plastic design	Special
<b>H 306</b>	3 397 011 432	12	300	Plastic design	Special
<b>H 307</b>	3 397 011 429	12	300	Plastic design	Special
<b>H 309</b>	3 397 011 630	12	300	Plastic design	Special
<b>H 312</b>	3 397 011 678	12	300	Plastic design	Special
<b>H 352</b>	3 397 011 430	14	350	Plastic design	Special
<b>H 353</b>	3 397 004 631	14	350	Plastic design	Special
<b>H 354</b>	3 397 011 433	14	350	Plastic design	Special
<b>H 355</b>	3 397 011 435	14	350	Plastic design	Special
<b>H 402</b>	3 397 004 632	16	400	Plastic design	Special
<b>H 409</b>	3 397 011 431	16	400	Plastic design	Special
<b>H 410</b>	3 397 011 434	16	400	Plastic design	Special

# Bosch wiper blades for heavy duty vehicles

Greater visibility for professional drivers



Being constantly on the road, it is critical for commercial vehicle drivers to have clean and clear visibility for a safe drive.

The Bosch program provides proven efficiency, safety and performance under the most adverse road conditions.

## For greater peace of mind, in inclement weather condition

- ▶ Special rubber coating for a smooth and quiet wipe.
- ▶ Robust blade structure to withstand harsh weather conditions.
- ▶ Quick and easy installation with Quick-Clip adapter and hook connections.
- ▶ Program available in the AEROTWIN, TWIN and ECO lines.



## Adapters

**Quick-Clip**  
Hook 8x3, 9x3, 9x4

**B6**  
Bayonet 7x2,5

**B7**  
Bayonet 5x2

**H1 / H2**  
H1 = Hook 6X8  
H2 = Hook 7/9X3

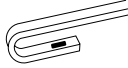

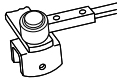
**H12 / H15**  
H12 = Hook 12X4  
H15 = Hook 9X4

**J12-T**  
Bayonet with screw



# Bosch program for heavy duty vehicles

Code	Number	Measurement		Arm / Adapter
		Inch	mm	
<b>AEROTWIN</b>				
AR 60 N	3 397 008 843	24	600	G (9x3, 9x4, 12x4)
AR 65 N	3 397 008 844	26	650	G (9x3, 9x4, 12x4)
AR 66 N	3 987 008 848	26	650	G (9x3, 9x4, 12x4), with spray nozzle
AR 70 N	3 397 008 845	28	700	G (9x3, 9x4, 12x4)
AR 71 N	3 397 008 849	28	700	G (9x3, 9x4, 12x4), with spray nozzle
AR 81 N	3 397 008 846	31,5	800	S
<b>TWIN</b>				
N 40	3 397 018 140	16	400	Quick Clip
N 45	3 397 018 145	18	450	Quick Clip
N 55	3 397 018 965	22	550	Quick Clip
N 63	3 397 018 966	24	600	G (12x4)
N 65	3 397 018 963	26	650	G (12x4)
N 66	3 397 011 310	26	650	Quick Clip
N 70	3 397 018 170	28	700	G (12x4)
N 71	3 397 011 238	28	700	G (12x4), con difusor de agua
N 72	3 397 002 918	28	700	S (16,2; 16,4)
N 73	3 397 018 173	28	700	G (9x4)
N 74	3 397 004 080	28	700	G (9x4), con difusor de agua
N 80	3 397 018 180	32	800	S (25/6; 25/8)
N 82	3 397 011 425	31	800	S (16/6; 25/6; 25/8, 27/8)
N 90	3 397 018 190	35	900	S (25/8)
N 91	3 397 018 191	35	900	G (16x6)
N 92	3 397 011 426	35	900	G (16x6); S (25/6; 25/8)
N 100	3 397 018 199	39	1000	S (22/6, 25/6; 25/8, 27/8)
N 102	3 397 011 427	39	1000	G (16x6); S (22/6; 25/6; 25/8; 27/8)
<b>ECO</b>				
B 097	3 397 004 919	20	500	B2; B6
B 099*	3 397 004 920	24	600	S
B 164	3 397 011 938	26	650	Bosch Quick Clip
B 168	3 397 011 939	28	700	H12
B 602	3 397 005 288	24 / 24	610 / 610	Bosch Quick Clip

Blades		
G = Hook	B= Bayonet	S = Saddle
		

\*fixing screws 3 397 000 989 sold separately



**Quick-Clip Adapter**  
Quick and easy installation for greater customer satisfaction and higher productivity.



# Bosch Wiper Blades

## Increase vehicle safety



Wiper blades may wear out due to constant exposure to changes in temperature, sun, rain, as well as corrosive materials in the environment. That's why they have to be replaced at least once a year.

Always demand Bosch wiper blades, manufactured for maximum efficiency and performance, offering excellent visibility on rainy days and ensuring driver safety.